



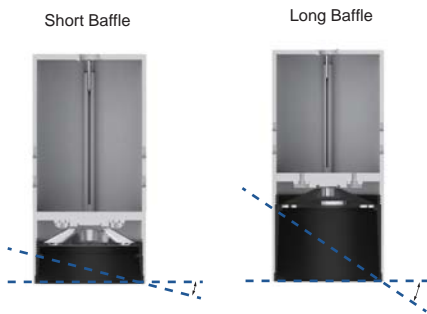
GRAEAE

Material: Alu. extrusion heatsink with powder coating finish, Alu. die casting trim, Plastic baffle can be plated or coated with black, white, piano black or gold finishes.

Succinct housing design with hidden heatsink mechanism protects LED life. 10/20/35 degrees beam angle to choose from, easier for people to focus on the merchandise on the shelves. GRAEAE series provides comfort visual experience with baffle design. The mechanism can be made into track spot, pendant, recessed downlight, etc., for different applications.

Application: Residential, shopping mall, shop, hotel room, restaurant & bar, museum, art gallery, showroom, office.






Cutoff angle

Diameter	Short Baffle	Long Baffle
Ø40	15.2°	35.6°
Ø64	11.8°	31.9°
Ø90	8.3°	23.5°

Advantage of DC spot:

1. Gearbox is not needed, narrower tracks, suitable to use on low ceiling space.
2. DC12V is supply to all fixtures in the same loop, which saves cost.
3. Making it more safer for on-site worker during installation.



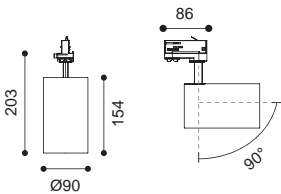


Article number	1719.217
LED Consumption	25.5W
Voltage	100-240 (V)
Lumen	2670 (lm)
Beam Angle	10°/20°/30°(Lens)
CCT	3000K
CRI	90+

Driver Built-in



Dimmable

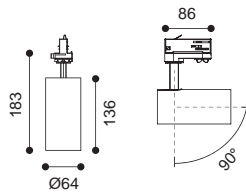


Article number	1719.218
LED Consumption	12.8W
Voltage	100-240 (V)
Lumen	1387 (lm)
Beam Angle	10°/20°/30°(Lens)
CCT	3000K
CRI	90+

Driver Built-in



Dimmable

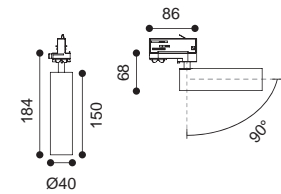


Article number	1819.206
LED Consumption	6.4W
Current	350 (mA)
Lumen	542 (lm)
Beam Angle	10°/20°(Lens)
CCT	3000K
CRI	90+

Driver Built-in




Dimmable

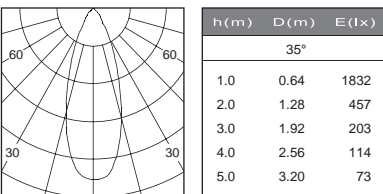
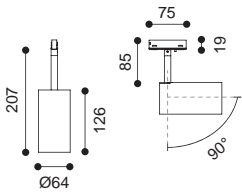




Article number	1719.210
LED Consumption	17W
Voltage	12 (Vac/Vdc)
Lumen	1775 (lm)
Beam Angle	15°/20°/35°(Lens)
CCT	3000K
CRI	90+

Use only with track lighting model "Series12/25" manufactured by junoo lighting. LLC

- Colours  
 Black White
- Baffle :   
 Black White Copper



Article number	1819.208
LED Consumption	39.1W
Current	1050 (mA)
Lumen	4058 (lm)
Beam Angle	10°/20°/30°(Lens)
CCT	3000K
CRI	90+

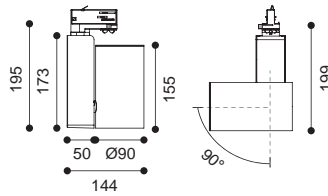
Driver Built-in

- Colours  
 Black White
- Baffle :   
 Black White Copper



Dimmable

1-10V



Article number	1819.207
LED Consumption	25.5W
Current	700 (mA)
Lumen	2670 (lm)
Beam Angle	10°/20°/30°(Lens)
CCT	3000K
CRI	90+

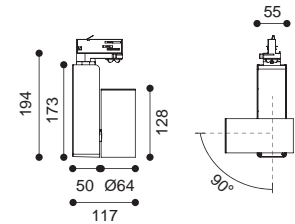
Driver Built-in

- Colours  
 Black White
- Baffle :   
 Black White Copper



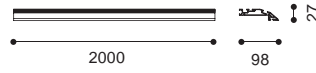
Dimmable

1-10V



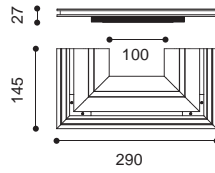
Article number

Description



RW-920

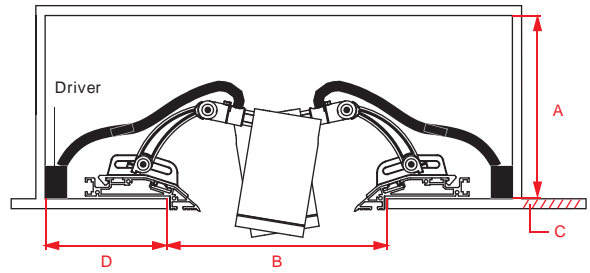
200cm track section



RW-U10

U track section(NET-64)

Assembling diagram :



A	B	C	D	(mm)
Minimum.300	Minimum.150	12	Minimum.220	





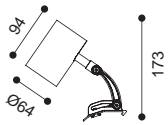
Article number	1819.209
LED Consumption	12.8W
Current	350 (mA)
Lumen	1387 (lm)
Beam Angle	10°/20°/30°(Lens)
CCT	3000K
CRI	90+

Driver Remoted

- Colours  
 Black White
- Baffle :   
 Black White Copper



Dimmable



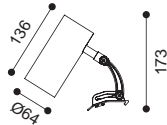
Article number	1819.202
LED Consumption	12.8W
Current	350 (mA)
Lumen	1387 (lm)
Beam Angle	10°/20°/30°(Lens)
CCT	3000K
CRI	90+

Driver Built-in

- Colours  
 Black White
- Baffle :   
 Black White Copper



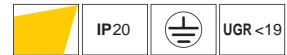
Dimmable



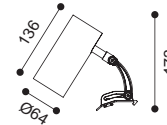
Article number	1819.205
LED Consumption	25.5W
Current	700 (mA)
Lumen	2670 (lm)
Beam Angle	10°/20°/30°(Lens)
CCT	3000K
CRI	90+

Driver Remoted

- Colours  
 Black White
- Baffle :   
 Black White Copper



Dimmable





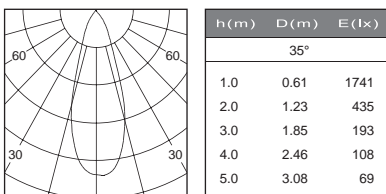
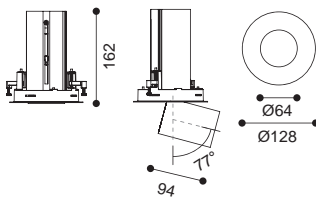
Article number	1618.154
LED Consumption	12.8W
Current	350 (mA)
Lumen	1329 (lm)
Beam Angle	15°/20°/35°(Lens)
CCT	3000K
CRI	90+



- Colours : ● ○
Black White
- Inner Baffle : ● ○ ● ●
Black White Copper Piano black
- Outer Baffle : ● ○ ●
Black White Copper



Dimmable



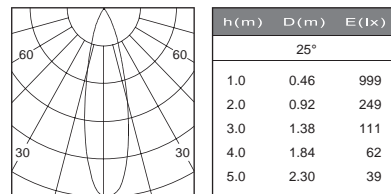
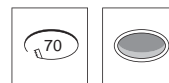
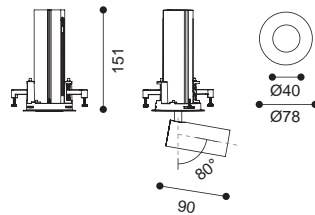
Article number	1618.153
LED Consumption	6.4W
Current	350 (mA)
Lumen	542 (lm)
Beam Angle	15°/25°(Lens)
CCT	3000K
CRI	90+



- Colours : ● ○
Black White
- Inner Baffle : ● ○ ● ●
Black White Copper Piano black
- Outer Baffle : ● ○ ●
Black White Copper



Dimmable





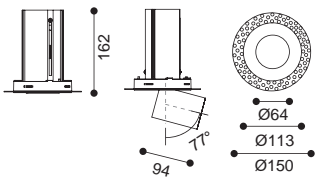
Article number	1618.232
LED Consumption	12.8W
Current	350 (mA)
Lumen	1329 (lm)
Beam Angle	15°/20°/35°(Lens)
CCT	3000K
CRI	90+



- Colours : ● ○
Black White
- Inner Baffle : ● ○ ● ●
Black White Copper Piano black
- Outer Baffle : ● ○ ●
Black White Copper



Dimmable



	35°		
	h (m)	D (m)	E (lx)
1.0	0.61	1741	
2.0	1.23	435	
3.0	1.85	193	
4.0	2.46	108	
5.0	3.08	69	



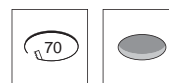
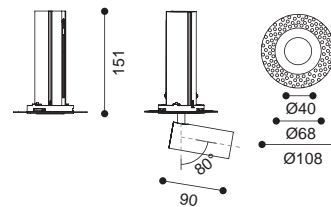
Article number	1618.231
LED Consumption	6.4W
Current	350 (mA)
Lumen	542 (lm)
Beam Angle	15°/25°(Lens)
CCT	3000K
CRI	90+



- Colours : ● ○
Black White
- Inner Baffle : ● ○ ● ●
Black White Copper Piano black
- Outer Baffle : ● ○ ●
Black White Copper



Dimmable



	25°		
	h (m)	D (m)	E (lx)
1.0	0.46	999	
2.0	0.92	249	
3.0	1.38	111	
4.0	1.84	62	
5.0	2.30	39	



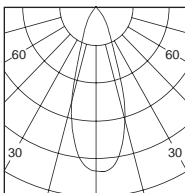
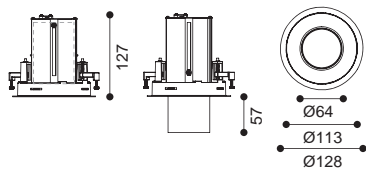
Article number	1718.179
LED Consumption	12.8W
Current	350 (mA)
Lumen	1387 (lm)
Beam Angle	15°/20°/35°(Lens)
CCT	3000K
CRI	90+



- Colours :
Black White
- Inner Baffle :
Black White Copper Piano black
- Outer Baffle :
Black White Copper



Dimmable



h (m)	D (m)	E (lx)
35°		
1.0	0.61	1741
2.0	1.23	435
3.0	1.85	193
4.0	2.46	108
5.0	3.08	69



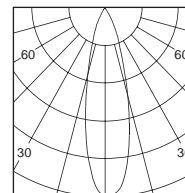
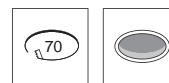
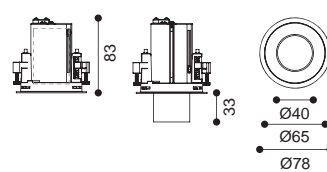
Article number	1718.180
LED Consumption	6.4W
Current	350 (mA)
Lumen	542 (lm)
Beam Angle	15°/25°(Lens)
CCT	3000K
CRI	90+



- Colours :
Black White
- Inner Baffle :
Black White Copper Piano black
- Outer Baffle :
Black White Copper



Dimmable



h (m)	D (m)	E (lx)
25°		
1.0	0.46	999
2.0	0.92	249
3.0	1.38	111
4.0	1.84	62
5.0	2.30	39




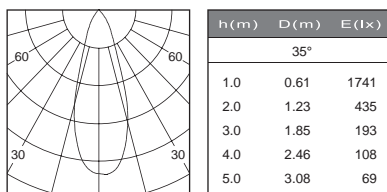
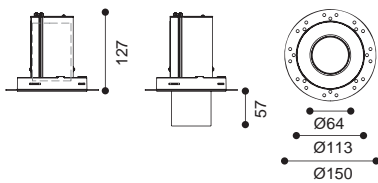
Article number	1718.230
LED Consumption	12.8W
Current	350 (mA)
Lumen	1387 (lm)
Beam Angle	15°/20°/35°(Lens)
CCT	3000K
CRI	90+



- Colours : ● ○
Black White
- Inner Baffle : ● ○ ● ●
Black White Copper Piano black
- Outer Baffle : ● ○ ●
Black White Copper



Dimmable



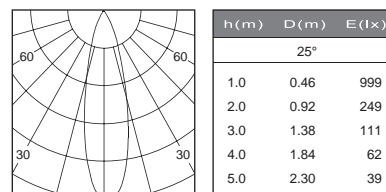
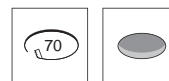
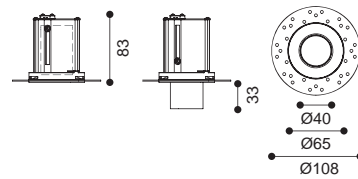
Article number	1718.231
LED Consumption	6.4W
Current	350 (mA)
Lumen	542 (lm)
Beam Angle	15°/25°(Lens)
CCT	3000K
CRI	90+



- Colours : ● ○
Black White
- Inner Baffle : ● ○ ● ●
Black White Copper Piano black
- Outer Baffle : ● ○ ●
Black White Copper



Dimmable





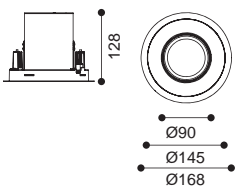
Article number	1818.116
LED Consumption	25.5W
Current	700 (mA)
Lumen	2670 (lm)
Beam Angle	10°/20°/30°(Lens)
CCT	3000K
CRI	90+



- Colours : ● ○
Black White
- Inner Baffle : ● ○ ● ●
Black White Copper Piano black
- Outer Baffle : ● ○ ●
Black White Copper



Dimmable



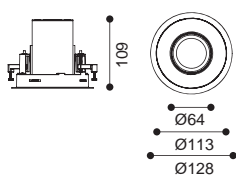
Article number	1818.115
LED Consumption	12.8W
Current	350 (mA)
Lumen	1387 (lm)
Beam Angle	15°/20°/35°(Lens)
CCT	3000K
CRI	90+



- Colours : ● ○
Black White
- Inner Baffle : ● ○ ● ●
Black White Copper Piano black
- Outer Baffle : ● ○ ●
Black White Copper



Dimmable



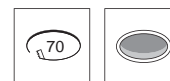
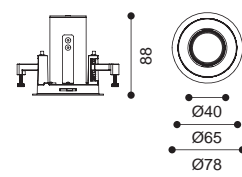
Article number	1818.118
LED Consumption	6.4W
Current	350 (mA)
Lumen	542 (lm)
Beam Angle	15°/25°(Lens)
CCT	3000K
CRI	90+



- Colours : ● ○
Black White
- Inner Baffle : ● ○ ● ●
Black White Copper Piano black
- Outer Baffle : ● ○ ●
Black White Copper



Dimmable





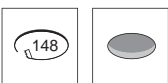
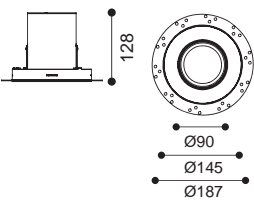
Article number	1818.212
LED Consumption	25.5W
Current	700 (mA)
Lumen	2670 (lm)
Beam Angle	10°/20°/30°(Lens)
CCT	3000K
CRI	90+



- Colours :
Black White
- Inner Baffle :
Black White Copper Piano black
- Outer Baffle :
Black White Copper



Dimmable



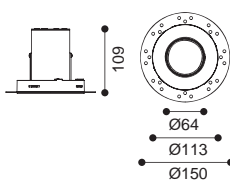
Article number	1818.211
LED Consumption	12.8W
Current	350 (mA)
Lumen	1387 (lm)
Beam Angle	15°/20°/35°(Lens)
CCT	3000K
CRI	90+



- Colours :
Black White
- Inner Baffle :
Black White Copper Piano black
- Outer Baffle :
Black White Copper



Dimmable



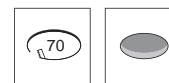
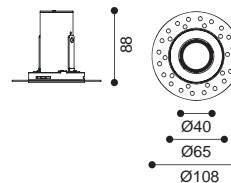
Article number	1818.217
LED Consumption	6.4W
Current	350 (mA)
Lumen	542 (lm)
Beam Angle	15°/25°(Lens)
CCT	3000K
CRI	90+



- Colours :
Black White
- Inner Baffle :
Black White Copper Piano black
- Outer Baffle :
Black White Copper



Dimmable



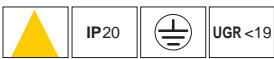


Article number	1816.102
LED Consumption	25.5W
Current	700 (mA)
Lumen	2670 (lm)
Beam Angle	10°/20°(Lens)
CCT	3000K
CRI	90+

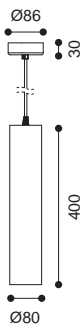
Driver Built-in

Colours :
Black White

Baffle :
Black White Copper Piano black



Dimmable

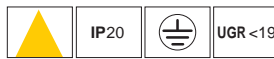


Article number	1616.106
LED Consumption	12.8W
Current	350 (mA)
Lumen	1387 (lm)
Beam Angle	10°/20°/30°(Lens)
CCT	3000K
CRI	90+

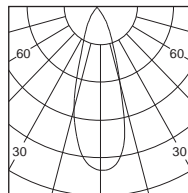
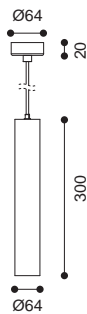
Driver Built-in

Colours :
Black White

Baffle :
Black White Copper Piano black



Dimmable



h (m)	D (m)	E (lx)
30°		
1.0	0.57	1774
2.0	1.15	443
3.0	1.72	197
4.0	2.30	110
5.0	2.87	70

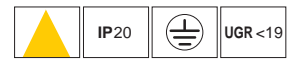


Article number	1616.105
LED Consumption	6.4W
Current	350 (mA)
Lumen	542 (lm)
Beam Angle	15°/20°(Lens)
CCT	3000K
CRI	90+

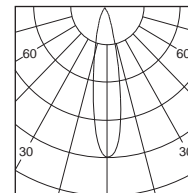
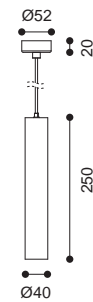
Driver Built-in

Colours :
Black White

Baffle :
Black White Copper Piano black



Dimmable



h (m)	D (m)	E (lx)
20°		
1.0	0.36	1584
2.0	0.72	369
3.0	1.09	176
4.0	1.45	99
5.0	1.82	63

