



## TEYVAT

Material: Aluminum die casting heatsink & gearbox with powder coating finish acrylic trim.  
Brand new thin light engine design, high performance optic providing 15/20/35 beam angle, focus on the merchandise on the shelves, louver accessories are available for different lighting needs.  
The light engine can be made into track spot and pendant , surface mounted, etc., for different applications.  
Applications: Residential, shopping mall, shop, supermarket, restaurant & bar, museum, art gallery, showroom, office, exhibition center.



**Accessory**



Honeycomb louver






Striped glass



Snoot




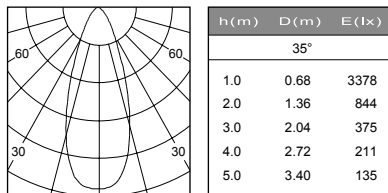
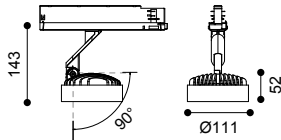
<b>Article number</b>	<b>1819.215</b>
LED Consumption	24.8W
Current	700 (mA)
Lumen	2873 (lm)
Beam Angle	15°/20°/35°
CCT	3000K
CRI	90+

Colours     
 Black White Double



**Dimmable**

 \*Suitable for 3 circuit and 6 wire track



**Accessories**

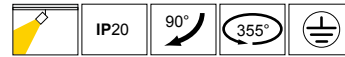


SG15-1 Striped glass    H15-1 Honeycomb louver    S15-1 Snoot




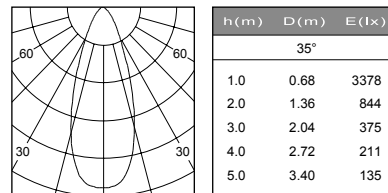
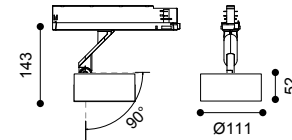
<b>Article number</b>	<b>1819.233</b>
LED Consumption	24.8W
Current	700 (mA)
Lumen	2873 (lm)
Beam Angle	15°/20°/35°
CCT	3000K
CRI	90+

Colours     
 Black White Double



**Dimmable**

 \*Suitable for 3 circuit and 6 wire track




**Accessories**



SG15-1 Striped glass    H15-1 Honeycomb louver    S15-1 Snoot

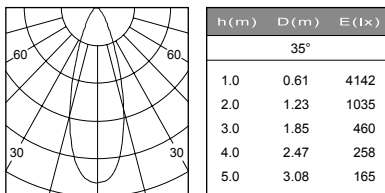
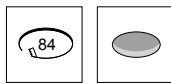
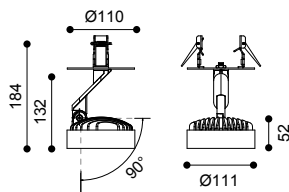


<b>Article number</b>	<b>1818.137</b>
LED Consumption	24.8W
Current	700 (mA)
Lumen	2873 (lm)
Beam Angle	15°/20°/35°
CCT	3000K
CRI	90+

Colours     
 Black White Double



**Dimmable**






**Accessories**

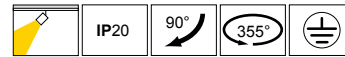


SG15-1 Striped Glass    H15-1 Honeycomb louver    S15-1 Snoot

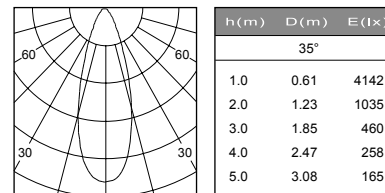
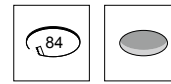
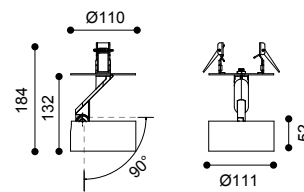


<b>Article number</b>	<b>1818.161</b>
LED Consumption	24.8W
Current	700 (mA)
Lumen	2873 (lm)
Beam Angle	15°/20°/35°
CCT	3000K
CRI	90+

Colours     
 Black White Double



**Dimmable**



**Accessories**






SG15-1 Striped glass    H15-1 Honeycomb louver    S15-1 Snoot



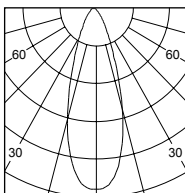
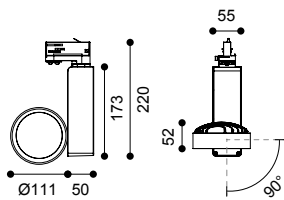
<b>Article number</b>	<b>1819.201</b>
LED Consumption	24.8W
Current	700 (mA)
Lumen	2873 (lm)
Beam Angle	15°/20°/35°
CCT	3000K
CRI	90+

Driver Built-in

Colours     
Black White Double



**Dimmable**



h (m)	D (m)	E (lx)
35°		
1.0	0.60	4329
2.0	1.21	1082
3.0	1.82	481
4.0	2.43	270
5.0	3.04	173

**Accessories**






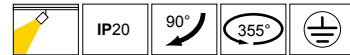
SG15-1 Striped glass    H15-1 Honeycomb louver    S15-1 Snoot



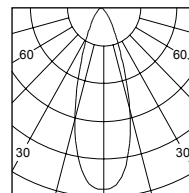
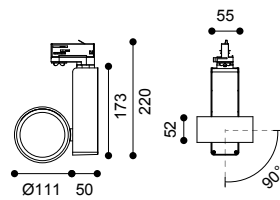
<b>Article number</b>	<b>1819.234</b>
LED Consumption	24.8W
Current	700 (mA)
Lumen	2873 (lm)
Beam Angle	15°/20°/35°
CCT	3000K
CRI	90+

Driver Built-in

Colours     
Black White Double



**Dimmable**



h (m)	D (m)	E (lx)
35°		
1.0	0.60	4329
2.0	1.21	1082
3.0	1.82	481
4.0	2.43	270
5.0	3.04	173

**Accessories**



SG15-1 Striped glass    H15-1 Honeycomb louver    S15-1 Snoot

