



## DEINO

Material: Aluminum die casting heatsink & housing & trim with powder coating finish, plastic trim with liquid coating finish, plastic baffle with liquid coating or plating finish.

Color available - A / B / C / D

● Black    ○ White

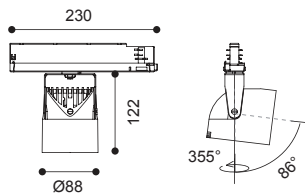


<b>Article number</b>	<b>1819.232</b>
LED Consumption	25.5W
Current	700 (mA)
Lumen	2670 (lm)
Beam Angle	15°/25°/35°
CCT	3000K
CRI	90+

Colours    
Black White



**Dimmable**



	h (m)	D (m)	E (lx)
35°			
	1.0	0.61	5777
	2.0	1.22	1444
	3.0	1.83	641
	4.0	2.44	361
	5.0	3.05	231

**Accessories**

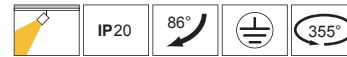


SG8-2 Striped glass    H12-2 Honeycomb louver    DS7-2 Diffusion sheet

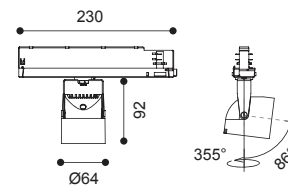


<b>Article number</b>	<b>1819.231</b>
LED Consumption	14.8W
Current	400 (mA)
Lumen	1552 (lm)
Beam Angle	15°/25°/50°
CCT	3000K
CRI	90+

Colours    
Black White



**Dimmable**



	h (m)	D (m)	E (lx)
50°			
	1.0	0.87	1536
	2.0	1.75	383
	3.0	2.63	170
	4.0	3.51	95
	5.0	4.39	61

**Accessories**



SG8-1 Striped glass    H12-1 Honeycomb louver    DS7-1 Diffusion sheet

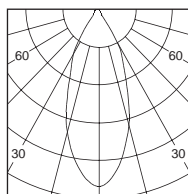
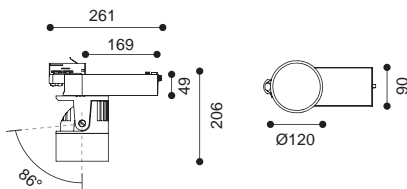


Article number	1619.201
LED Consumption	39.1W
Current	1050 (mA)
Lumen	4058 (lm)
Beam Angle	12°/24°/40°
CCT	3000K
CRI	90+

Colours  Black  White



Dimmable

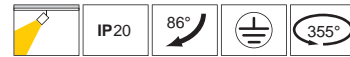


h (m)	D (m)	E (lx)
40°		
1.0	0.72	4685
2.0	1.44	1171
3.0	2.17	520
4.0	2.89	292
5.0	3.62	187

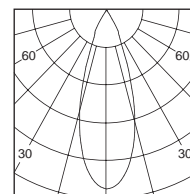
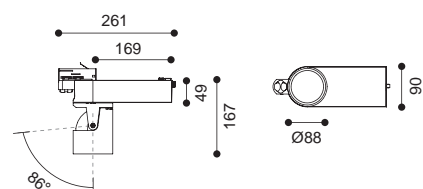


Article number	1719.202
LED Consumption	25.5W
Current	700 (mA)
Lumen	2670 (lm)
Beam Angle	15°/25°/35°
CCT	3000K
CRI	90+

Colours  Black  White



Dimmable



h (m)	D (m)	E (lx)
35°		
1.0	0.61	5777
2.0	1.22	1444
3.0	1.83	641
4.0	2.44	361
5.0	3.05	231

Accessories



SG8-2  
Striped glass



H12-2  
Honeycomb louver



DS7-2  
Diffusion sheet

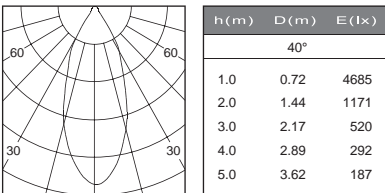
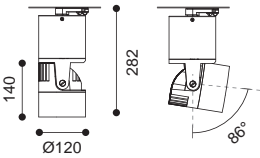


Article number	1619.210
LED Consumption	39.1W
Current	1050 (mA)
Lumen	4058 (lm)
Beam Angle	12°/24°/40°
CCT	3000K
CRI	90+

Colours  Black  White



Dimmable

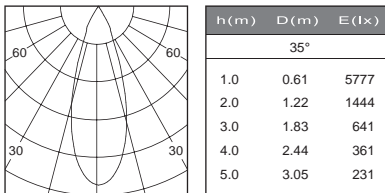
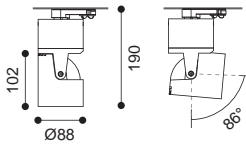


Article number	1619.209
LED Consumption	25.5W
Current	700 (mA)
Lumen	2670 (lm)
Beam Angle	15°/25°/35°
CCT	3000K
CRI	90+

Colours  Black  White



Dimmable



Accessories



SG8-2 Striped glass    H12-2 Honeycomb louver    DS7-2 Diffusion sheet

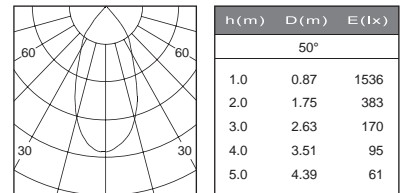
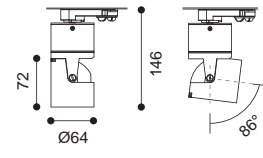


Article number	1619.208
LED Consumption	12.8W
Current	350 (mA)
Lumen	1387 (lm)
Beam Angle	15°/25°/50°
CCT	3000K
CRI	90+

Colours  Black  White



Dimmable



Accessories



SG8-1 Striped glass    H12-1 Honeycomb louver    DS7-1 Diffusion sheet



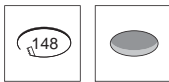
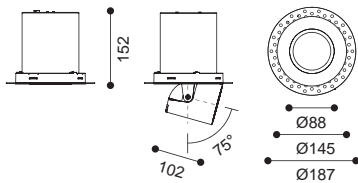
Article number	1618.234
LED Consumption	17.5W
Current	500 (mA)
Lumen	1994 (lm)
Beam Angle	15°/20°/35°/55°
CCT	3000K
CRI	90+



Article number	1618.157
LED Consumption	17.5W
Current	500 (mA)
Lumen	1994 (lm)
Beam Angle	15°/20°/35°/55°
CCT	3000K
CRI	90+



Dimmable



h (m)	35°	
	D (m)	E (lx)
1.0	0.61	5777
2.0	1.22	1444
3.0	1.83	641
4.0	2.44	361
5.0	3.05	231

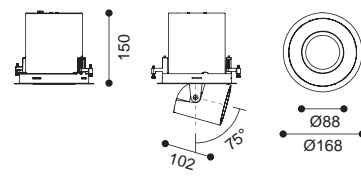
Accessories



SG8-2 Striped glass    H12-2 Honeycomb louver    DS7-2 Diffusion sheet



Dimmable



h (m)	35°	
	D (m)	E (lx)
1.0	0.61	5777
2.0	1.22	1444
3.0	1.83	641
4.0	2.44	361
5.0	3.05	231

Accessories



SG8-2 Striped glass    H12-2 Honeycomb louver    DS7-2 Diffusion sheet



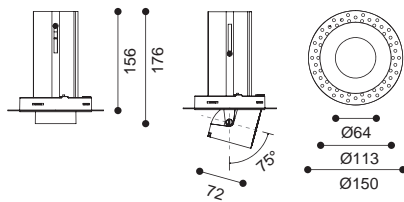
Article number	1618.233
LED Consumption	12.8W
Current	350 (mA)
Lumen	1387 (lm)
Beam Angle	15°/25°/50°
CCT	3000K
CRI	90+



Article number	1618.156
LED Consumption	12.8W
Current	350 (mA)
Lumen	1387 (lm)
Beam Angle	15°/25°/50°
CCT	3000K
CRI	90+



Dimmable



h (m)	50°	
	D (m)	E (lx)
1.0	0.87	1444
2.0	1.75	361
3.0	2.62	160
4.0	3.50	90
5.0	4.38	57

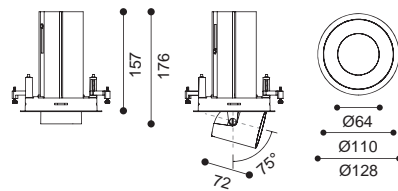
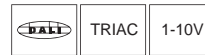
Accessories



SG8-1 Striped glass    H12-1 Honeycomb louver    DS7-1 Diffusion sheet



Dimmable



h (m)	50°	
	D (m)	E (lx)
1.0	0.87	1444
2.0	1.75	361
3.0	2.62	160
4.0	3.50	90
5.0	4.38	57

Accessories



SG8-1 Striped glass    H12-1 Honeycomb louver    DS7-1 Diffusion sheet



Article number	1614.412
LED Consumption	25.5W
Current	700 (mA)
Lumen	2670 (lm)
Beam Angle	15°/20°/35°/55°
CCT	3000K
CRI	90+

Colours    
Black White



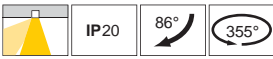
Article number	1614.417
LED Consumption	25.5WX2
Current	700 (mA)
Lumen	2670 (lm)X2
Beam Angle	15°/20°/35°/55°
CCT	3000K
CRI	90+

Colours    
Black White

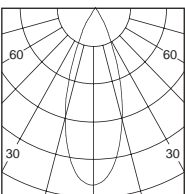
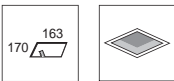
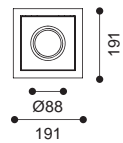
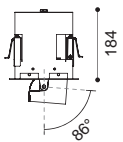


Article number	1614.419
LED Consumption	25.5WX3
Current	700 (mA)
Lumen	2670 (lm)X3
Beam Angle	15°/20°/35°/55°
CCT	3000K
CRI	90+

Colours    
Black White



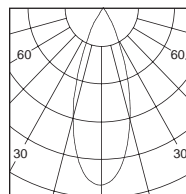
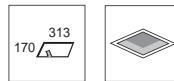
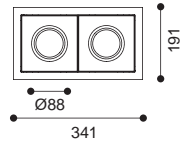
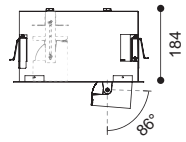
Dimmable



h (m)	D (m)	E (lx)
35°		
1.0	0.64	5643
2.0	1.29	1411
3.0	1.94	627
4.0	2.59	352
5.0	3.23	225



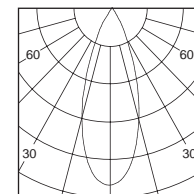
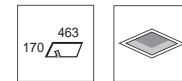
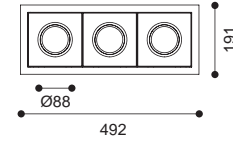
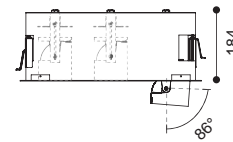
Dimmable



h (m)	D (m)	E (lx)
35°		
1.0	0.64	5643
2.0	1.29	1411
3.0	1.94	627
4.0	2.59	352
5.0	3.23	225



Dimmable



h (m)	D (m)	E (lx)
35°		
1.0	0.64	5643
2.0	1.29	1411
3.0	1.94	627
4.0	2.59	352
5.0	3.23	225



Article number	1614.410
LED Consumption	12.8W
Current	350 (mA)
Lumen	1387 (lm)
Beam Angle	15°/25°/50°
CCT	3000K
CRI	90+

Colours    
Black White



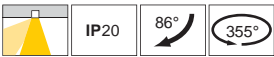
Article number	1614.413
LED Consumption	12.8WX2
Current	350 (mA)
Lumen	1387 (lm)X2
Beam Angle	15°/25°/50°
CCT	3000K
CRI	90+

Colours    
Black White

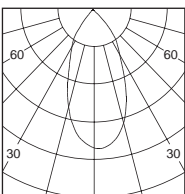
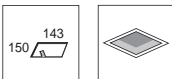
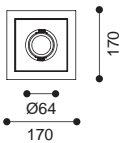
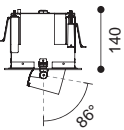


Article number	1614.415
LED Consumption	12.8WX3
Current	350 (mA)
Lumen	1387 (lm)X3
Beam Angle	15°/25°/50°
CCT	3000K
CRI	90+

Colours    
Black White



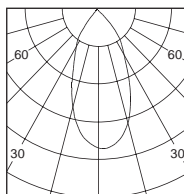
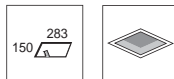
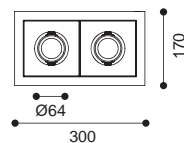
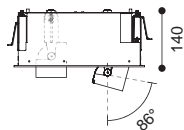
Dimmable



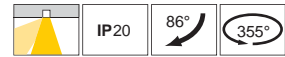
h(m)	D(m)	E(lx)
50°		
1.0	0.87	1497
2.0	1.75	374
3.0	2.62	166
4.0	3.50	93
5.0	4.37	59



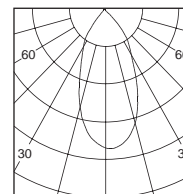
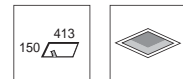
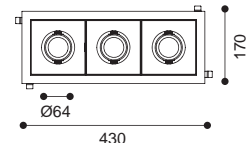
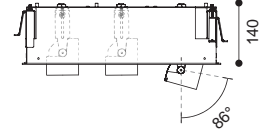
Dimmable



h(m)	D(m)	E(lx)
50°		
1.0	0.87	1497
2.0	1.75	374
3.0	2.62	166
4.0	3.50	93
5.0	4.37	59



Dimmable



h(m)	D(m)	E(lx)
50°		
1.0	0.87	1497
2.0	1.75	374
3.0	2.62	166
4.0	3.50	93
5.0	4.37	59