




ARTEC

SUNTEC

## ARTEC & SUNTEC

Material: Aluminum forging heatsink with anodized black finish. The artec and suntec series are designed for any indoor spaces with a modern simplicity style. The soft and un-dazzling light creates a cozy and stress-free atmosphere. With a modern simplicity style it is suitable for leisure spaces especially for hotels, villas, etc.



### Color available - A

- Black
- White

### B

- Black
- White
- Chrome



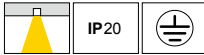


<b>Article number</b>	<b>1418.180</b>
LED Consumption	25.5W
Current	700 (mA)
Lumen	2670 (lm)
Beam Angle	30°
CCT	3000K
CRI	90+

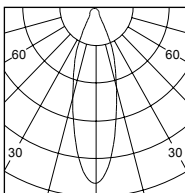
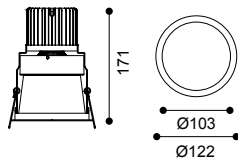
Color available :

Bezel :  Black  White

Baffle :  Black  White  Chrome



**Dimmable**



h (m)	D (m)	E (lx)
30°		
1.0	0.52	3665
2.0	1.04	916
3.0	1.56	407
4.0	2.08	229
5.0	2.61	146



<b>Article number</b>	<b>1418.182</b>
LED Consumption	12.8W
Current	350 (mA)
Lumen	1387 (lm)
Beam Angle	40°
CCT	3000K
CRI	90+

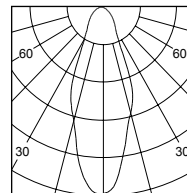
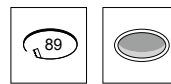
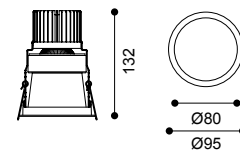
Color available :

Bezel :  Black  White

Baffle :  Black  White  Chrome



**Dimmable**

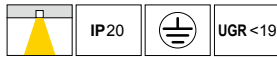


h (m)	D (m)	E (lx)
40°		
1.0	0.68	751
2.0	1.37	187
3.0	2.05	83
4.0	2.74	46
5.0	3.42	30

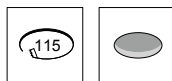
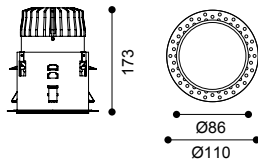


Article number	1218.200
LED Consumption	25.5W
Current	700 (mA)
Lumen	2670 (lm)
Beam Angle	35°
CCT	3000K
CRI	90+

Colours  White  Chrome



**Dimmable**

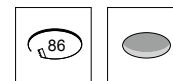
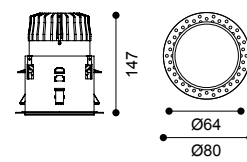


Article number	1218.201
LED Consumption	12.8W
Current	350 (mA)
Lumen	1387 (lm)
Beam Angle	35°
CCT	3000K
CRI	90+

Colours  White  Chrome



**Dimmable**



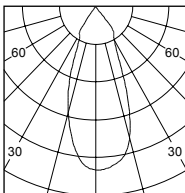
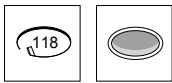
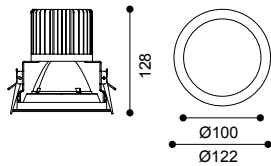


<b>Article number</b>	<b>1618.110</b>
LED Consumption	25.5W
Current	700 (mA)
Lumen	2670 (lm)
Beam Angle	10°/25°/40°
CCT	3000K
CRI	90+

Colours  Black  White



**Dimmable**




h (m)	D (m)	E (lx)
40°		
1.0	0.73	3087
2.0	1.46	771
3.0	2.19	343
4.0	2.92	192
5.0	3.65	123

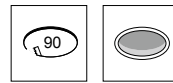
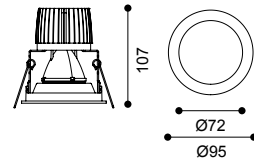


<b>Article number</b>	<b>1618.112</b>
LED Consumption	12.8W
Current	350 (mA)
Lumen	1387 (lm)
Beam Angle	20°/30°
CCT	3000K
CRI	90+

Colours  Black  White



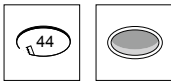
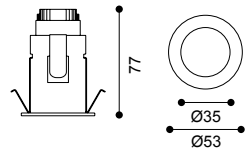
**Dimmable**





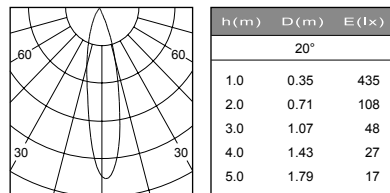
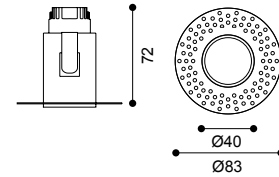
<b>Article number</b>	<b>1068.161</b>
LED Consumption	3W
Current	700 (mA)
Lumen	160 (lm)
Beam Angle	20°
CCT	3000K
CRI	90+

Colours  White



<b>Article number</b>	<b>1068.162</b>
LED Consumption	3W
Current	700 (mA)
Lumen	160 (lm)
Beam Angle	20°
CCT	3000K
CRI	90+

Colours  Chrome





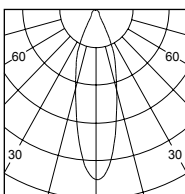
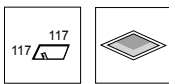
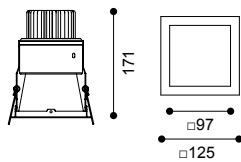
<b>Article number</b>	<b>1418.184</b>
LED Consumption	25.5W
Current	700 (mA)
Lumen	2670 (lm)
Beam Angle	30°
CCT	3000K
CRI	90+

Color available :

- Bezel : ● ○  
 Black White
- Baffle : ● ○  
 Black White



**Dimmable**



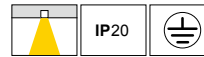
h (m)	D (m)	E (lx)
30°		
1.0	0.50	3525
2.0	1.00	881
3.0	1.50	391
4.0	2.00	220
5.0	2.51	141



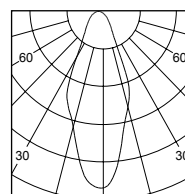
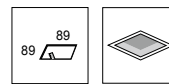
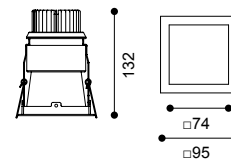
<b>Article number</b>	<b>1418.186</b>
LED Consumption	12.8W
Current	350 (mA)
Lumen	1387 (lm)
Beam Angle	40°
CCT	3000K
CRI	90+

Color available :


- Bezel : ● ○  
 Black White
- Baffle : ● ○  
 Black White



**Dimmable**



h (m)	D (m)	E (lx)
40°		
1.0	0.72	851
2.0	1.45	212
3.0	2.18	94
4.0	2.91	53
5.0	3.64	34


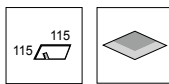
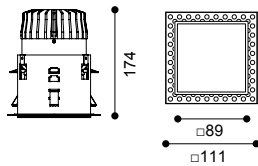


Article number	1218.202
LED Consumption	25.5W
Current	700 (mA)
Lumen	2670 (lm)
Beam Angle	30°
CCT	3000K
CRI	90+

Colours    
 Black White

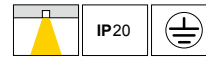


**Dimmable**

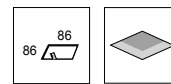
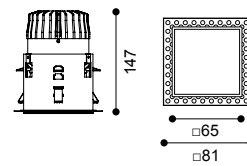


Article number	1218.203
LED Consumption	12.8W
Current	350 (mA)
Lumen	1387 (lm)
Beam Angle	40°
CCT	3000K
CRI	90+

Colours    
 Black White



**Dimmable**







Article number	1618.109
LED Consumption	25.5W
Current	700 (mA)
Lumen	2670 (lm)
Beam Angle	10°/25°/40°
CCT	3000K
CRI	90+

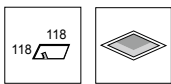
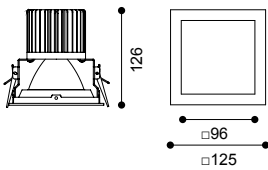
Color available :

Bezel :  Black  White

Baffle :  Black  White



**Dimmable**




Article number	1618.111
LED Consumption	12.8W
Current	350 (mA)
Lumen	1387 (lm)
Beam Angle	20°/30°
CCT	3000K
CRI	90+

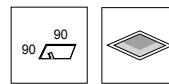
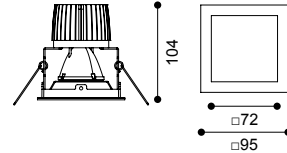
Color available :

Bezel :  Black  White

Baffle :  Black  White



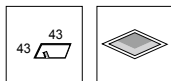
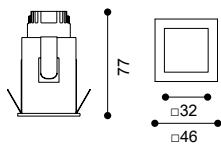
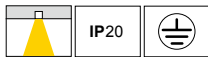
**Dimmable**





Article number	1068.167
LED Consumption	3W
Current	700 (mA)
Lumen	160 (lm)
Beam Angle	20°
CCT	3000K
CRI	90+

Colours  White



Article number	1068.168
LED Consumption	3W
Current	700 (mA)
Lumen	160 (lm)
Beam Angle	20°
CCT	3000K
CRI	90+

Colours  Chrome

