
RISE
EDITION
47

RISE COMPANY PROFILE

Zhuhai plants

Founded in 1987, RISE LIGHTING accumulates the rich experience and advantages in the area of traditional lighting. Focus at RISE LIGHTING is given to open, innovations and international cooperation while we continue to invest 5% of our revenue every year in R&D to ensure our products achieve a high quality and can be flexibly used in thousands of different applications around the globe. We are proud of our powerful technology developments with an achievement of over 108 lighting related patents. With our rich expertise in both traditional and LED lightings, a wide range of high-quality products and dedicated service, we have gained a great reputation from clients over more than 60 countries worldwide as a leading role to support the ODM / OEM professional lighting solutions.

From a 4 people family factory to an international company, RISE LIGHTING has always uphold the Taiwanese spirit of hard-working and integrity. With "Reliability, Intelligence, Service, Excellence" as our brand value and management policy, the quality standards of "RISE" are strictly implemented from R&D, manufacturing to marketing services. We are even more proud to be your intimate supportive partner: dedicated to meeting your needs that to help every lighting design to show its unique beauty for a truly extraordinary experience. We believe that only when making our clients shining, we then can keep shining. After thirty years of development and accumulation, RISE LIGHTING is embarking on a new stage with more forward-looking overall strategy, and to uphold the heart of craftsman and the art of innovation. We look forward to continue working with you to illuminate the beauty and the hope of the world.

Milestone

1987 Founded in Taipei Taiwan
1992 Set up R & D department
1993 ISO 9001 certified (Taiwan factory)
1994 Received Youth Entrepreneurship Award for Republic of China
1999 Set up lighting factory in Zhuhai and Zhejiang
2001 Won "Small Giant Award" from Ministry of Economic Affairs of the Republic of China
2002 Zhuhai factory 2nd phase begin & set up metal parts plant
2003 Set up Electronic factory in Zhuhai
2007 Zhuhai factory 3rd phase begin & Set up SMT anti-static workshop for LED products
2008 ISO 9001 certified (Zhuhai factory)
2010 Established sales team in Beijing, Set up Optoelectronic department and introduce new brand SEICHE
2015 Production line fully upgraded to anti-static workshop
2016 Received "High-Tech Enterprises recognition" from People's Republic of China
2017 ISO 9001-2015 certified (Zhuhai factory)

Scale

Total land : 48,000 square meter , Total employee : 550

Sales Team

RISE lighting sales offices are located in Taiwan & China; Zhuhai factory also has showrooms;
We also launch new products through international lighting exhibitions in different regions.
Through our strategic cooperation with professional raw material suppliers, We offer innovative design thinking and high standard products,
Which occupy a place in the rapidly changing lighting market.
We have gained the support and trust from our clients and our products are sold in more than 60 countries worldwide.

Customize for you

In our vision, everything is possible; with over 30 years of accumulated research and development technology and production experience,
We cancreate your OEM products according to your needs.
Numerous successful experiences keep our team grow and strong.

INNOVATIONS

Supporter of the wonderful moment

At RISE LIGHTING, every product is carefully developed to satisfy your needs. Our strong R&D team is delightful to explore the role of light in the life and is striving for amazing lighting experience. We have obtained more than 108 patents as we deeply understand each occasion requires different lighting solutions. We are always standing by you for shining your creative values to the world.

We have our own laboratory and test center, use safety regulations, material performance testing & product reliability as the core, so we can meet ENEC (Europe), UL / ETL / CSA (North America), 3C (China) And CNS (Taiwan) standards.
We focused on 4 major areas: Light, Mechanical, Electrical, and Thermal. Our equipments include: Photometric, Integrating Sphere, Color Temperature Colorimeter, Glow-Wire testing, Needle-Flame testing, IK Impact testing, Vibration testing, IP testing, RoHS Spectrometer, Aging Durable Testing, Thermal Test Draft Shield, Programmable Constant Temperature and Humidity Testing, Thermal Shock Testing, etc., and other professional testing equipments to ensure that every aspect are in control.

The brainstorming from imagination and production ability, we also striving the balance between quality and beauty. We keep moving to create brilliant experience.

Design team : in Taiwan , member : 15
R&D team : in Zhuhai , member : 50


3D CAD

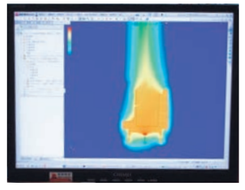
Heat flow simulation


3D Printer


Photometric


Thermal test


Resistance to heat,
fire material test

Tension Test and Compression Test


Pendulum impact testing machine


Temp & Humi Chamber


IP Testing

Offering the best

In order to provide stable & reliable product, Zhuhai factory continued to update professional production machines, production line are equipped with state of the art anti-static production workshop for LED productions. With high quality inspection, cautious manufacturing process, consistency & timly supply ability is the cornerstone of RISE LIGHTING.

To be greatest

RISE LIGHTING is ISO9001 certified company, and was renewed with ISO9001-2015 in 2017.
We have been sophisticated production capability and aiming to become the world's leading lighting manufacturer. We are confident and committed to provide the highest quality fixtures to our client.


Anti-statics production line

ISO-9001


MCPCB Separator


UV solidify machine


Ultrasonic plastic
welding machine


Aluminium Injection


Stamping

INNOVATIONS

RISE LED lighting's advantages
RISE LED lighting products uses only the most reliable LED chips from **Bridgelux, CREE, Lumileds, CITIZEN, OSRAM and High level brand of Taiwan's semiconductor.**
To provide the following advantages:



Color consistency :

Follow MacAdam ellipse theory (SDCM) within the CIE 1931 (X,Y) chromaticity diagram and ANSI standards. To Allow RISE LED lighting products to ensure natural variation in LED colors will not be noticeable to the human eye.
All RISE LED lighting provides warm white and cool white which will be inspected by Chroma meter.

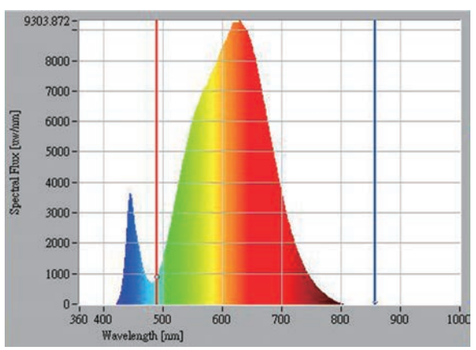

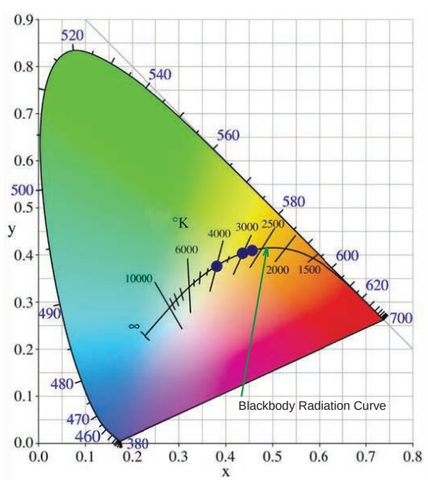

	Ra	R1	R2	R3	R4	R5	R6	R7	R8	R9	R10	R11	R12	R13	R14
Standard	85	85	89	88	84	82	82	90	78	46	70	79	59	85	92
High CRI	97	96	98	97	96	96	95	99	98	95	97	92	86	96	98

-- LUMEN maintenance :

The Energy star L70 (indoor residential) requires for luminaire at 25000 hours by 30% flux depreciation and ES L70 (outdoor and all commercial) requires for luminaire at 35000 hours by 30% flux deprecition. RISE LED lighting products requires for luminaire at 50000 hours by 30% flux predictions.

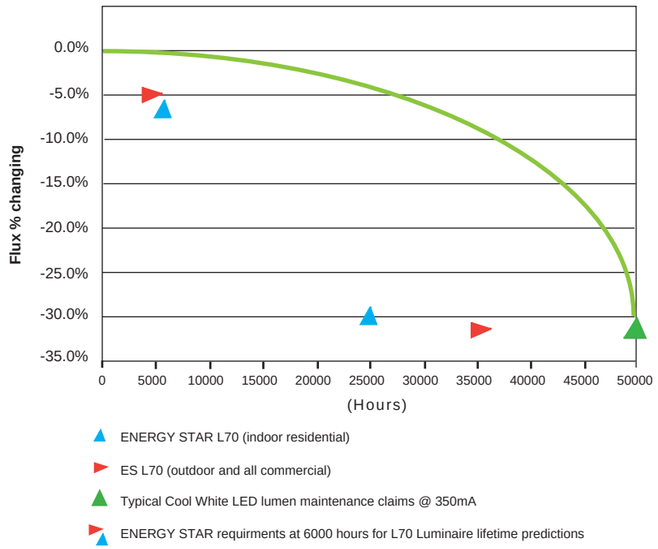

-- Lumen indicated in catalogue is the "NOMINAL FLUX" based on Tc 85°C (lm)
-- Excellent CRI (color rendering index): CRI 80+ / CRI 90+
-- Unique heat sink : Good thermal management.
-- ECO-Friendly.
-- Long life upto 50000 hours

Lamp life

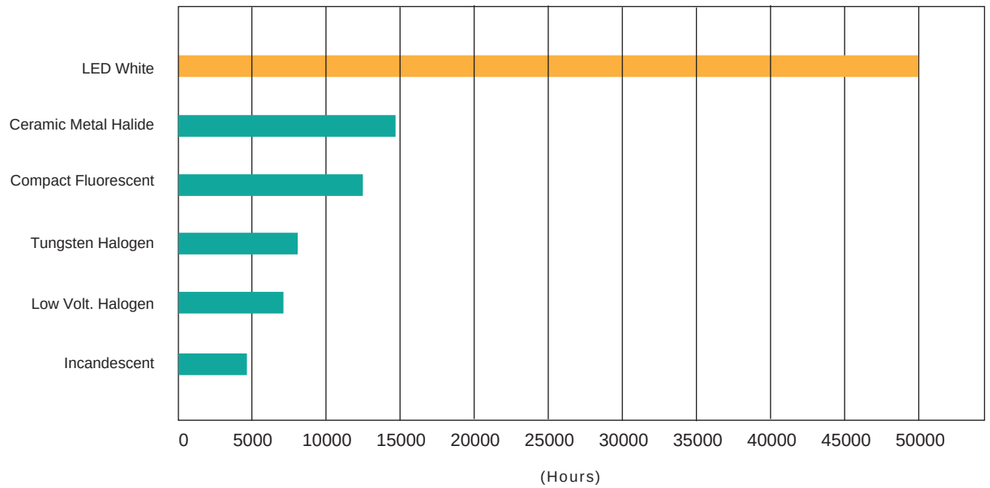

Whether your application is retail,commericial or residential,
RISE lightings are more than economical.
They are the best environmentally responsible choice.
Please do not hesitate to contact with us .

www.rise-lighting.com
rise@rise-lighting.com.tw

BROWNIE 40 (AM) system

BROWNIE 40(AM)

Creativity in linear style

Innovative slim linear connecting system, a perfect combination between tracks and LED modules.
Not only emphasizing on characteristics and rapid installation of the modules, also creates simple and clean appearance.
Unique designed downlight, spot, panel and pendant modules are available for multitasking lighting requirement to the area.
This is a perfect solution to maximize lighting creativity.

BROWNIE 40 (AM)

BROWNIE 40 TRACK



BNT-01 Surface / Pendant Track P.8



BNF-01 Recessed Track P.8

BROWNIE 40 MODULES

	Series name	LED Consumption	Lumen	
 	BROWNIE 40-P	12W 22W	784 (lm) 1568 (lm)	P.11
 	BROWNIE 40-P	7W 9W 12W	344 (lm) 523 (lm) 604 (lm)	P.12
 	BROWNIE 40-W	29W	1870 (lm)	P.14
 	BROWNIE 40-KA	8W 14W	266 (lm) 591 (lm)	P.15
 	BROWNIE 40-LC	30W	2112 (lm)	P.16
 	BROWNIE 40-F	8W	463 (lm)	P.17
 	BROWNIE 40-G	15W	768 (lm)	P.18
 	BROWNIE 40-S	10W 15W 17W 30W	567 (lm) 1172 (lm) 1147 (lm) 2376 (lm)	P.19
 	BROWNIE 40-C	10W 15W 16W 23W	437 (lm) 951 (lm) 983 (lm) 1666 (lm)	P.21



BROWNIE 40 (AM)

linear connecting system, can be recessed (trimless), surface mount-ed or pendant. Suitable for all kinds of interior environ-ment.The LED modules are designed with simple linear style, each series perform its own function, making lighting design easier than ever.

Recessed

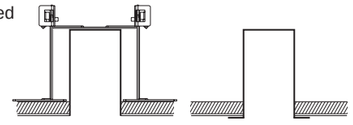

Surface mounted

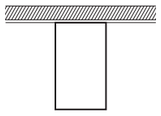

Pendant

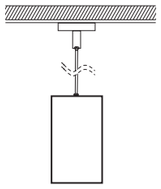

Quickinfo

GENERAL

- Recessed
- Pendant
- Surface mounted

ELECTRICAL

- 0-10V

PHYSICAL

- Aluminium
- Spray powder

Description

With the ingenious mechanics, BROWNIE 40 brings a new picture to display lighting solutions for both pendant & surface mounted system. The system can add different kind of the lighting module you want and offering a harmonious visual expert experience.

Panel

Spot

Fixed

Pendant

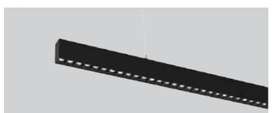

Adjustable

Wallwash



BROWNIE 40

order installation track, light insets+ mounting accessories separately

Colour Black ■ White □

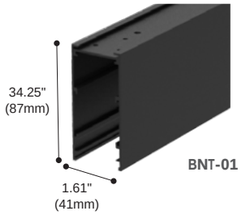

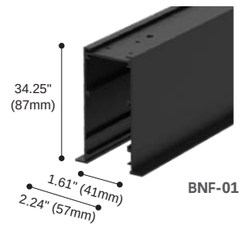

TRACK SECTION

Article number	L (mm)	TYPE
BNT-01-44	44.57"(1132mm)	Channel
BNT-01-89	89.13"(2264mm)	Channel
BNF-01-44	44.57"(1132mm)	Channel
BNF-01-89	89.13"(2264mm)	Channel

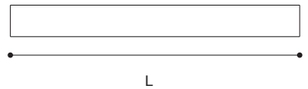

Accessories



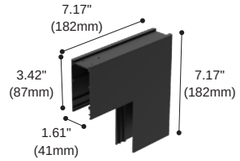

Article number: BNT-03
Type：7 Type vertical corner

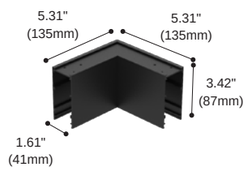

Article number: BNT-02
Type：L Type horizontal connector

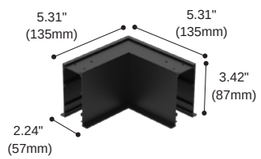

Article number: BNF-02
Type：L Type trim horizontal connector

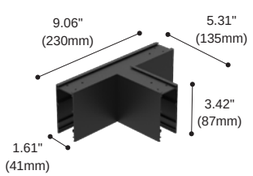

Article number: BNT-04
Type：T Type horizontal connector

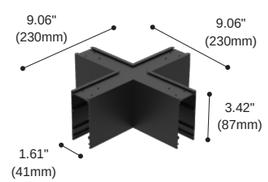

Article number: BNT-05
Type：X Type horizontal connector

Accessories

2PCS

Article number: BNR-02
Type：Trimless bracket

2PCS

Article number: BNC-01
Type：End cap

2PCS

Article number: BNC-04
Type：Trim end cap



3PCS

Article number: BNC-02
Type：Surface mounted &
Pendant reinforced plate

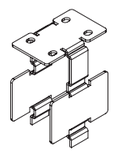

Article number: BNC-06
Type：Light Leak-proof aluminium
extrusion reinforce plate

Colours ● ○
Black White

Article number:
BNE-01-11 11.14"(283mm)
BNE-01-22 22.28"(566mm)
Type：Blank cover

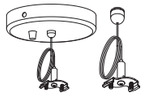

Article number: SDI-15
Type：Pendant Kit
for power connection
(without power cord)

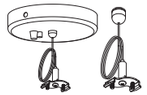

Article number: SDI-15-V
Type：Pendant Kit
for power connection
(without power cord
and singal wire)

Article number: SDI-16
Type：Pendant kit

Article number: CSA-41
Type：Power cord connector

Models : CPA-41-180 71" (1800mm)
Type : Power cord connect to AC

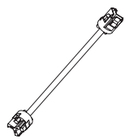

Models : CSA-41-30 12" (300mm)
CSA-41-60 24" (600mm)
Type : Power cord connect
between modules

Models : CPSA-31-180 71" (1800mm)
Type : Signal wire connect
to system / dimmer

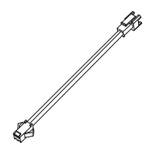

Models : CSSA-31-30 12" (300mm)
CSSA-31-60 24" (600mm)
Type : Signal wire connect
between modules



CHARACTERISTIC

- Modularization and diversity connectors are desinged for easy connecting diversity tracks and help to maximize creativity in linear style.
- Track is designed to hide both module & linear driver for elegant appearance.
- Applicable with 18AWG power cable, 120VAC/5A

BROWNIE 40 TRACK EXTRUSION

BROWNIE 40–P

P12

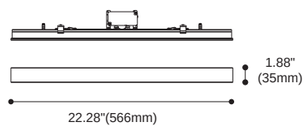

P24

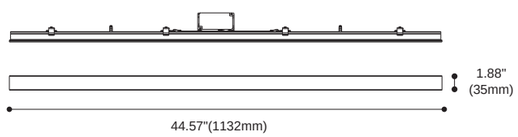

Colours Black White

Product performance

BROWNIE 40-P12

Article number	Fixture Consumption	Voltage	Delivered Lumen	Beam Angle	CCT/CRI
2117.402A-V-AM	12W	120VAC	784 (lm)	100°	30/90+

BROWNIE 40-P24

Article number	Fixture Consumption	Voltage	Delivered Lumen	Beam Angle	CCT/CRI
2117.402B-V-AM	22W	120VAC	1568 (lm)	100°	30/90+

0/1-10V



BROWNIE 40–P



T Type

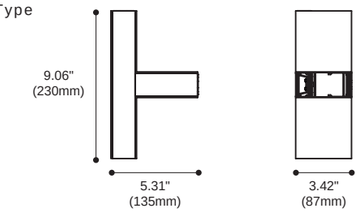

L Type

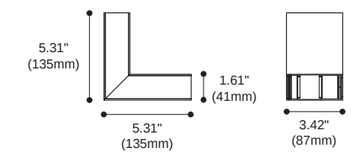

L Type trim

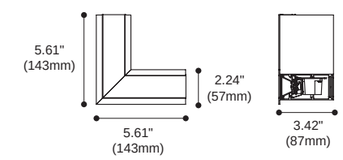

Colours Black White

Product performance

BROWNIE 40-PT Type

Article number	Fixture Consumption	Voltage	Delivered Lumen	Beam Angle	CCT/CRI
2117.417-V-AM	9W	120VAC	523 (lm)	100°	30/90+

BROWNIE 40-PL Type

Article number	Fixture Consumption	Voltage	Delivered Lumen	Beam Angle	CCT/CRI
2117.416-V-AM	7W	120VAC	344 (lm)	100°	30/90+

BROWNIE 40-PL Type trim

Article number	Fixture Consumption	Voltage	Delivered Lumen	Beam Angle	CCT/CRI
2117.468-V-AM	7W	120VAC	344 (lm)	100°	30/90+

0/1-10V

BROWNIE 40–P



7 Type

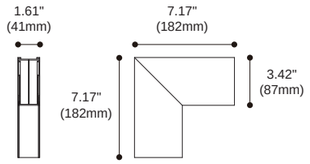

X Type

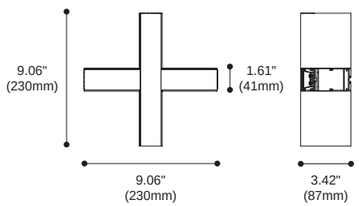

Colours ● Black ○ White

Product performance

BROWNIE 40-P7 Type

Article number	Fixture Consumption	Voltage	Delivered Lumen	Beam Angle	CCT/CRI
2117.419-V-AM	7W	120VAC	344 (lm)	100°	30/90+

BROWNIE 40-PX Type

Article number	Fixture Consumption	Voltage	Delivered Lumen	Beam Angle	CCT/CRI
2117.418-V-AM	12W	120VAC	604 (lm)	100°	30/90+

0/1-10V

BROWNIE 40–W



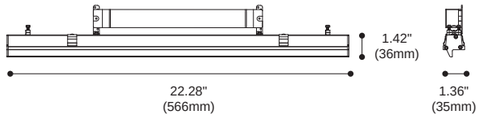

Colours ● Black ○ White

Product performance

BROWNIE 40-W

Article number	Fixture Consumption	Voltage	Delivered Lumen	Beam Angle	CCT/CRI
2117.403-28-V-AM	29W	120VAC	1870 (lm)	55° (Reflector)	30/90+

0/1-10V

BROWNIE 40–KA

KA6

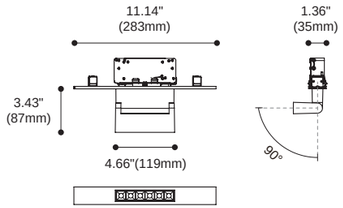

KA12

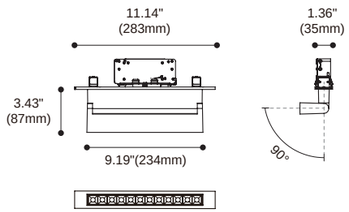

Colours ● Black ○ White

Product performance

BROWNIE 40-KA6 Type

Article number	Fixture Consumption	Voltage	Delivered Lumen	Beam Angle	CCT/CRI
2117.451-6-V-AM	8W	120VAC	266 (lm)	25° (Lens)	30/90+

BROWNIE 40-KA12 Type

Article number	Fixture Consumption	Voltage	Delivered Lumen	Beam Angle	CCT/CRI
2117.451-12-V-AM	14W	120VAC	591 (lm)	30° (Lens)	30/90+

0/1-10V UGR <19



BROWNIE 40–LC



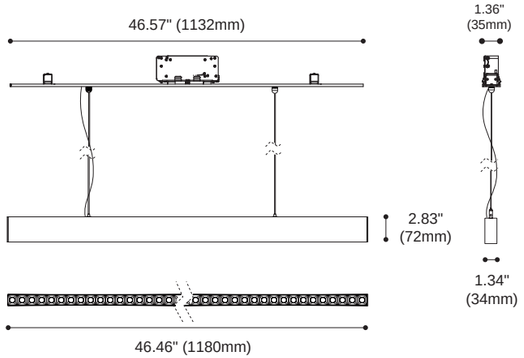

Colours ● Black ○ White

Product performance

BROWNIE 40-LC

Article number	Fixture Consumption	Voltage	Delivered Lumen	Beam Angle	CCT/CRI
2117.457-V-AM	30W	120VAC	2112 (lm)	45° (Lens)	30/90+

0/1-10V

BROWNIE 40–F

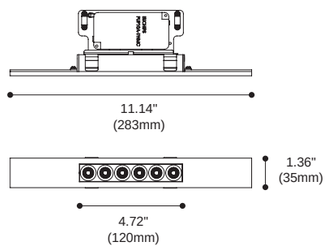

Colours Black White

Baffle : Black White Chrome Gold

Product performance

BROWNIE 40-F

Article number	Fixture Consumption	Voltage	Delivered Lumen	Beam Angle	CCT/CRI
2117.404-6-V-AM	8W	120VAC	463 (lm)	25°/50° (Reflector)	30/90+

0/1-10V



BROWNIE 40–G

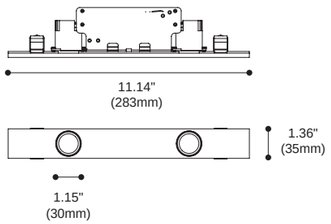

Colours Black White

Baffle : Black White

Product performance

BROWNIE 40-G

Article number	Fixture Consumption	Voltage	Delivered Lumen	Beam Angle	CCT/CRI
2117.411-V-AM	15W	120VAC	768 (lm)	25°/40°/50° (Reflector)	30/90+

0/1-10V

BROWNIE 40–S

S1

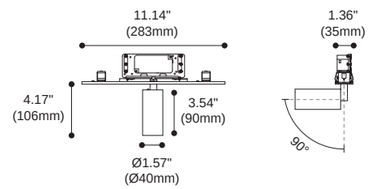

S1-2

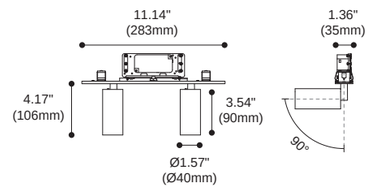

Accessories

ACSN-11 Long baffle | ACSG-9 Striped glass | ACWG-10 Woven glass | ACDS-8 Diffusion sheet | ACHO-13 Honeycomb louver

Colours: Black, White

Baffle: Black, White, Copper

Product performance

BROWNIE 40-S1

Article number	Fixture Consumption	Voltage	Delivered Lumen	Beam Angle	CCT/CRI
2117.405-V-AM	10W	120VAC	567 (lm)	20°/25°/36° (Lens)	30/90+

BROWNIE 40-S1-2

Article number	Fixture Consumption	Voltage	Delivered Lumen	Beam Angle	CCT/CRI
2117.408-V-AM	17W	120VAC	1147 (lm)	20°/25°/36° (Lens)	30/90+

90° 355° 0/1-10V UGR <19



BROWNIE 40–S

S2

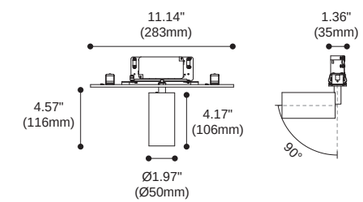

S2-2

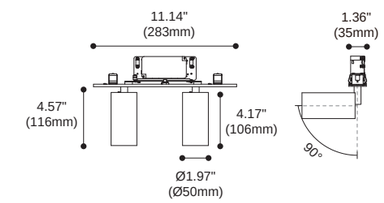

Accessories

ACSN-12 Long baffle | ACSG-10 Striped glass | ACWG-11 Woven glass | ACDS-9 Diffusion sheet | ACHO-14 Honeycomb louver

Colours: Black, White

Baffle: Black, White, Copper

Product performance

BROWNIE 40-S2

Article number	Fixture Consumption	Voltage	Delivered Lumen	Beam Angle	CCT/CRI
2117.406-V-AM	15W	120VAC	1172 (lm)	20°/30°/40° (Lens)	30/90+

BROWNIE 40-S2-2

Article number	Fixture Consumption	Voltage	Delivered Lumen	Beam Angle	CCT/CRI
2117.409-V-AM	30W	120VAC	2376 (lm)	20°/30°/40° (Lens)	30/90+

90° 355° 0/1-10V UGR <19

BROWNIE 40–C

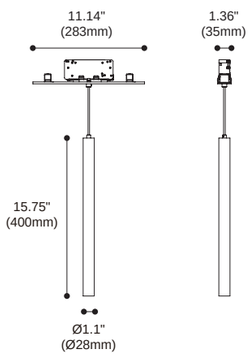

Colours Black White

Baffle : Black White Copper

Product performance

BROWNIE 40-C5

Article number	Fixture Consumption	Voltage	Delivered Lumen	Beam Angle	CCT/CRI
2117.450-V-AM	10W	120VAC	437 (lm)	30° (Lens)	30/90+

0/1-10V UGR <19



BROWNIE 40–C

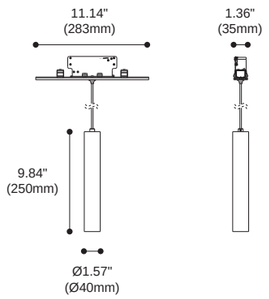

Colours Black White

Baffle : Black White Copper

Product performance

BROWNIE 40-C1

Article number	Fixture Consumption	Voltage	Delivered Lumen	Beam Angle	CCT/CRI
2117.412-V-AM	10W	120VAC	557 (lm)	20°/25°/36° (Lens)	30/90+

BROWNIE 40-C2

Article number	Fixture Consumption	Voltage	Delivered Lumen	Beam Angle	CCT/CRI
2117.413-V-AM	15W	120VAC	951 (lm)	20°/25°/36° (Lens)	30/90+

0/1-10V UGR <19

BROWNIE 40–C

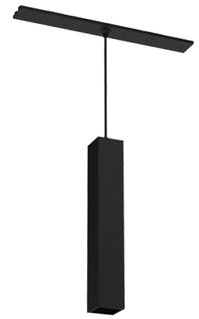

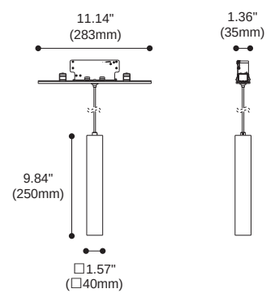

Colours ● Black ○ White

Baffle : ● Black ○ White Copper

Product performance

BROWNIE 40-C3

Article number	Fixture Consumption	Voltage	Delivered Lumen	Beam Angle	CCT/CRI
2117.414-V-AM	10W	120VAC	587 (lm)	20°/30°/40° (Lens)	30/90+

BROWNIE 40-C4

Article number	Fixture Consumption	Voltage	Delivered Lumen	Beam Angle	CCT/CRI
2117.415-V-AM	16W	120VAC	983 (lm)	20°/30°/40° (Lens)	30/90+

0/1-10V UGR <19

BROWNIE 40–C



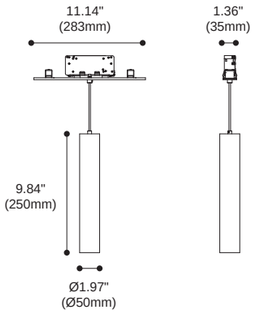

Colours ● Black ○ White

Baffle : ● Black ○ White Copper

Product performance

BROWNIE 40-C6

Article number	Fixture Consumption	Voltage	Delivered Lumen	Beam Angle	CCT/CRI
2117.459-V-AM	23W	120VAC	1666 (lm)	20°/30°/40° (Lens)	30/90+

0/1-10V UGR <19

Luminous intensity distribution diagram

2117.402-V-AM

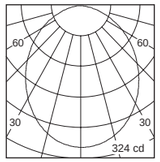

h(m)	D(m)	E(lx)
100°		
1.0	2.23	324
2.0	4.45	81
3.0	6.68	36
4.0	8.91	20
5.0	11.13	12

2117.416-V-AM

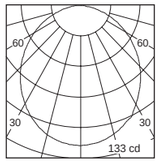

h(m)	D(m)	E(lx)
100°		
1.0	2.54	133
2.0	5.07	33
3.0	7.61	14
4.0	10.15	8
5.0	12.68	5

2117.417-V-AM

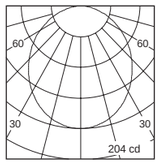

h(m)	D(m)	E(lx)
100°		
1.0	2.47	204
2.0	4.94	51
3.0	7.41	22
4.0	9.88	12
5.0	12.34	8

2117.418-V-AM

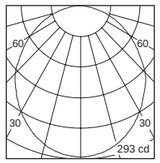

h(m)	D(m)	E(lx)
100°		
1.0	2.48	293
2.0	4.97	73
3.0	7.45	32
4.0	9.93	18
5.0	12.41	11

2117.451-6-V-AM

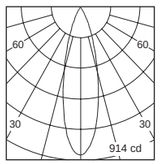

h(m)	D(m)	E(lx)
27°		
1.0	0.47	912
2.0	0.94	228
3.0	1.41	101
4.0	1.88	57
5.0	2.34	36

2117.411-V-AM

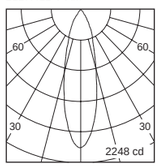

h(m)	D(m)	E(lx)
27°		
1.0	0.46	2244
2.0	0.92	561
3.0	1.37	249
4.0	1.84	140
5.0	2.30	89

2117.411-V-AM

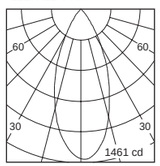

h(m)	D(m)	E(lx)
41°		
1.0	0.72	1460
2.0	1.45	364
3.0	2.17	162
4.0	2.90	91
5.0	3.62	58

2117.411-V-AM

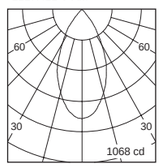

h(m)	D(m)	E(lx)
51°		
1.0	0.95	1065
2.0	1.90	266
3.0	2.84	118
4.0	3.79	66
5.0	4.74	42

2117.404-6-V-AM

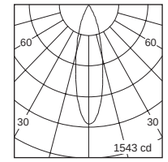

h(m)	D(m)	E(lx)
26°		
1.0	0.47	1545
2.0	0.94	386
3.0	1.41	171
4.0	1.88	96
5.0	2.35	61

2117.404-6-V-AM

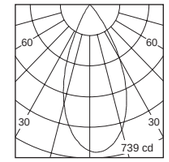

h(m)	D(m)	E(lx)
47°		
1.0	0.87	738
2.0	1.74	184
3.0	2.61	82
4.0	3.48	41
5.0	4.35	29

2117.405-V-AM

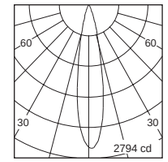

h(m)	D(m)	E(lx)
20°		
1.0	0.35	2804
2.0	0.71	701
3.0	1.06	311
4.0	1.41	175
5.0	1.76	112

2117.405-V-AM

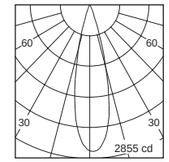

h(m)	D(m)	E(lx)
25°		
1.0	0.44	2860
2.0	0.89	715
3.0	1.33	317
4.0	1.77	178
5.0	2.22	114

2117.408-V-AM

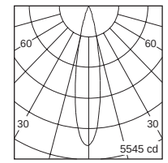

h(m)	D(m)	E(lx)
20°		
1.0	0.34	5659
2.0	0.69	1415
3.0	1.03	628
4.0	1.37	353
5.0	1.72	226

2117.408-V-AM

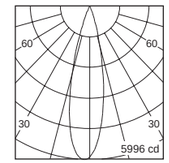

h(m)	D(m)	E(lx)
24°		
1.0	0.43	5956
2.0	0.86	1489
3.0	1.30	661
4.0	1.73	372
5.0	2.16	238

2117.406-V-AM

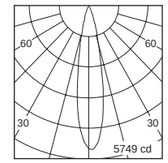

h(m)	D(m)	E(lx)
22°		
1.0	0.39	5764
2.0	0.78	1441
3.0	1.16	640
4.0	1.55	360
5.0	1.94	230

2117.406-V-AM

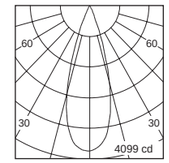

h(m)	D(m)	E(lx)
32°		
1.0	0.56	4081
2.0	1.12	1020
3.0	1.69	453
4.0	2.25	255
5.0	2.82	163

2117.406-V-AM

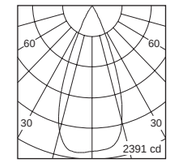

h(m)	D(m)	E(lx)
42°		
1.0	0.76	2364
2.0	1.52	591
3.0	2.28	262
4.0	3.05	147
5.0	3.81	94

2117.409-V-AM

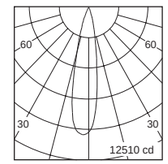

h(m)	D(m)	E(lx)
21°		
1.0	0.36	12534
2.0	0.72	3133
3.0	1.09	1393
4.0	1.46	783
5.0	1.82	501

2117.409-V-AM

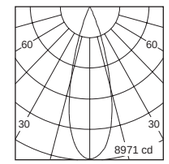

h(m)	D(m)	E(lx)
30°		
1.0	0.54	8972
2.0	1.07	2243
3.0	1.61	996
4.0	2.14	560
5.0	2.68	358

2117.409-V-AM

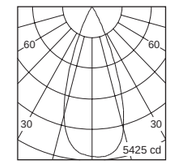

h(m)	D(m)	E(lx)
40°		
1.0	0.72	5414
2.0	1.44	1353
3.0	2.16	601
4.0	2.88	338
5.0	3.60	216

2117.450-V-AM

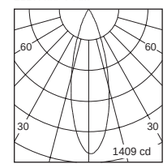

h(m)	D(m)	E(lx)
30°		
1.0	0.53	1416
2.0	1.07	354
3.0	1.60	157
4.0	2.14	88
5.0	2.67	56

2117.412-V-AM

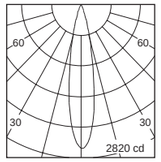

h(m)	D(m)	E(lx)
	20°	
1.0	0.35	2808
2.0	0.70	702
3.0	1.05	312
4.0	1.39	175
5.0	1.74	112

2117.412-V-AM

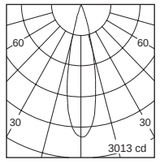

h(m)	D(m)	E(lx)
	24°	
1.0	0.41	3006
2.0	0.82	751
3.0	1.23	334
4.0	1.64	187
5.0	2.06	120

2117.412-V-AM

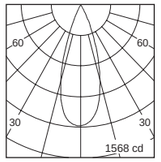

h(m)	D(m)	E(lx)
	36°	
1.0	0.62	1567
2.0	1.24	391
3.0	1.86	174
4.0	2.48	97
5.0	3.10	62

2117.413-V-AM

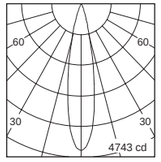

h(m)	D(m)	E(lx)
	21°	
1.0	0.36	4752
2.0	0.72	1188
3.0	1.09	528
4.0	1.45	297
5.0	1.81	190

2117.413-V-AM

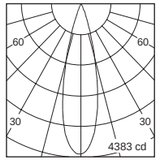

h(m)	D(m)	E(lx)
	26°	
1.0	0.45	4392
2.0	0.90	1098
3.0	1.36	488
4.0	1.81	274
5.0	2.26	175

2117.414-V-AM

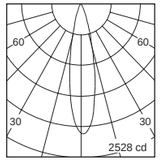

h(m)	D(m)	E(lx)
	22°	
1.0	0.39	2545
2.0	0.78	636
3.0	1.18	282
4.0	1.57	159
5.0	1.96	101

2117.415-V-AM

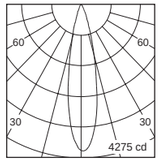

h(m)	D(m)	E(lx)
	22°	
1.0	0.39	4293
2.0	0.78	1073
3.0	1.17	477
4.0	1.56	268
5.0	1.95	171

2117.459-V-AM

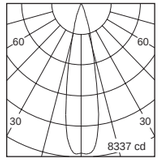

h(m)	D(m)	E(lx)
	22°	
1.0	0.39	8320
2.0	0.78	2080
3.0	1.17	924
4.0	1.57	520
5.0	1.96	332

2117.459-V-AM

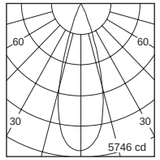

h(m)	D(m)	E(lx)
	32°	
1.0	0.57	5731
2.0	1.15	1433
3.0	1.72	636
4.0	2.29	358
5.0	2.87	229

2117.459-V-AM

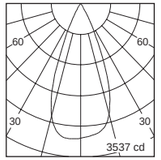

h(m)	D(m)	E(lx)
	42°	
1.0	0.77	3504
2.0	1.53	875
3.0	2.30	389
4.0	3.06	219
5.0	3.83	140



BROWNIE 60 (AM) system

BROWNIE 60(AM)

Creativity in linear style

Innovative slim linear connecting system, a perfect combination between tracks and LED fixtures.
Not only emphasizing on characteristics and rapid installation of the modules, also creates simple and clean appearance.
Unique designed spot, panel and downlight modules are available for multitasking lighting requirement to the area.
This is a perfect solution to maximize lighting creativity.

BROWNIE 60 (AM)

BROWNIE 60 TRACK



BNT-11	Surface / Pendant Track	P.8



BNF-11	Recessed Track	P.8

BROWNIE 60 MODULES

Series name	LED Consumption	Lumen	
BROWNIE 60-P	18W 34W	948 (lm) 948 (lm) X2	P.11

BROWNIE 60-P	9W 9W 12W 15W	396 (lm) 388 (lm) 599 (lm) 754 (lm)	P.12

BROWNIE 60-W	29W	1870 (lm)	P.14

BROWNIE 60-KA	8W 14W	318 (lm) 591 (lm)	P.15

BROWNIE 60-LC	30W	2113 (lm)	P.16

BROWNIE 60-K	13W 23W	820 (lm) 1599 (lm)	P.17

BROWNIE 60-G	15W	948 (lm)	P.18

BROWNIE 60-S	10W 15W 29W 44W 17W 30W 50W	567 (lm) 1172 (lm) 2829 (lm) 3050 (lm) 1147 (lm) 2376 (lm) 2829 (lm) X2	P.19

BROWNIE 60-C	10W 15W 23W	437 (lm) 951 (lm) 1666 (lm)	P.23



BROWNIE 60 (AM)

linear connecting system, can be recessed, surface mounted or pendant. Suitable for all kinds of interior environment. The LED modules are designed with simple linear style, each series perform its own function, making lighting design easier than ever.

Recessed

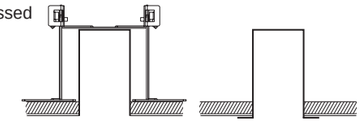

Surface mounted

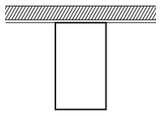

Pendant

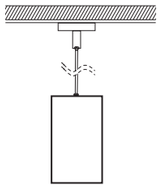



Quickinfo

GENERAL

- Recessed
- Pendant
- Surface mounted

ELECTRICAL

- 0-10V

PHYSICAL

- Aluminium
- Spray powder

Description

With the ingenious mechanics, BROWNIE 60 brings a new picture to display lighting solutions for both pendant & surface mounted system. The system can add different kind of the lighting module you want and offering a harmonious visual expert experience.

Panel

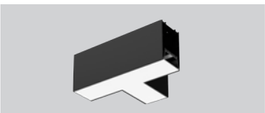

Spot

Fixed

Pendant

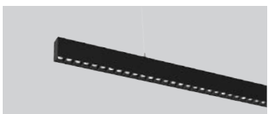

Adjustable

Wallwash



BROWNIE 60

order installation track, light insets+ mounting accessories separately

Colour Black ■ White □

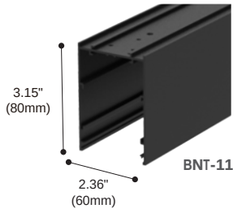

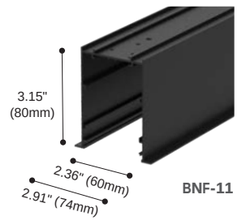

TRACK SECTION

Article number	L (mm)	TYPE
BNT-11-44	44.61"(1133mm)	Channel
BNT-11-89	89.21"(2266mm)	Channel
BNF-11-44	44.61"(1133mm)	Channel
BNF-11-89	89.21"(2266mm)	Channel

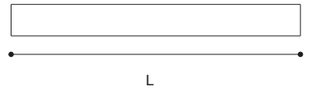

Accessories



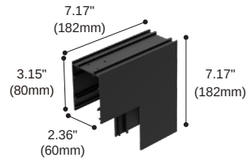

Article number: BNT-13
Type：7 Type vertical corner



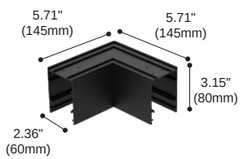

Article number: BNT-12
Type：L Type horizontal connector

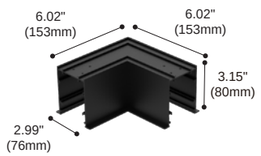

Article number: BNF-12
Type：L Type horizontal connector

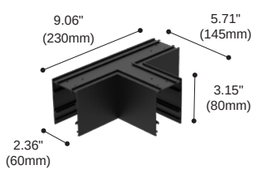

Article number: BNT-14
Type：T Type horizontal connector

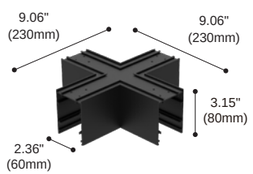

Article number: BNT-15
Type：X Type horizontal connector

Accessories

2PCS

Article number: BNR-01
Type：Trimless bracket

2PCS

Article number: BNC-03
Type：End cap

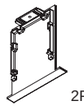

2PCS

Article number: BNC-05
Type：Trim end cap

3PCS

Article number: BNC-02
Type：Surface mounted &
Pendant reinforced plate

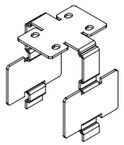

Article number: BNC-07
Type：Light Leak-proof aluminium
extrusion reinforce plate

Colours ● ○
Black White

Article number:
BNE-02-11 11.14"(283mm)
BNE-02-22 22.28"(566mm)
Type：Blank cover

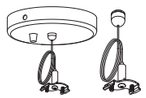

Article number: SDI-15
Type：Pendant Kit
for power connection
(without power cord)

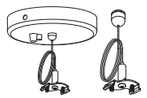

Article number: SDI-15-V
Type：Pendant Kit
for power connection
(without power cord
and singal wire)

Article number: SDI-16
Type：Pendant kit

Article number: CSA-41
Type：Power cord connector

Models : CPA-41-180 71" (1800mm)
Type : Power cord connect to AC

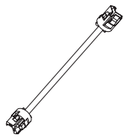

Models : CSA-41-30 12" (300mm)
CSA-41-60 24" (600mm)
Type : Power cord connect
between modules

Models : CPSA-31-180 71" (1800mm)
Type : Signal wire connect
to system / dimmer

Models : CSSA-31-30 12" (300mm)
CSSA-31-60 24" (600mm)
Type : Signal wire connect
between modules

BROWNIE 60–P

P12

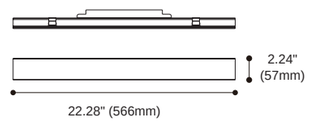

P24

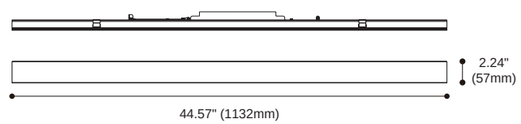

Colours ● Black ○ White

Product performance

BROWNIE 60-P12

Article number	Fixture Consumption	Voltage	Delivered Lumen	Beam Angle	CCT/CRI
2117.420A-V-AM	18W	120VAC	948 (lm)	100°	30/90+

BROWNIE 60-P24

Article number	Fixture Consumption	Voltage	Delivered Lumen	Beam Angle	CCT/CRI
2117.420B-V-AM	34W	120VAC	948 (lm) X2	100°	30/90+

0/1-10V

BROWNIE 60–P

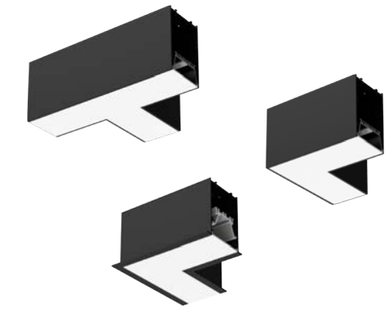

T Type

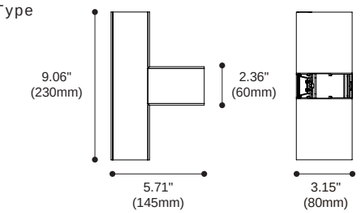

L Type

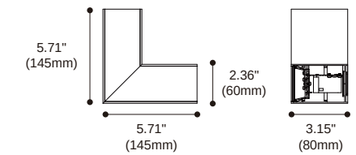

L Type trim

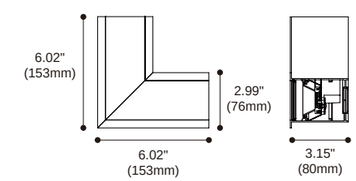

Colours ● Black ○ White

Product performance

BROWNIE 60-PT Type

Article number	Fixture Consumption	Voltage	Delivered Lumen	Beam Angle	CCT/CRI
2117.431-V-AM	12W	120VAC	599 (lm)	100°	30/90+

BROWNIE 60-PL Type

Article number	Fixture Consumption	Voltage	Delivered Lumen	Beam Angle	CCT/CRI
2117.430-V-AM	9W	120VAC	396 (lm)	100°	30/90+

BROWNIE 60-PL Type trim

Article number	Fixture Consumption	Voltage	Delivered Lumen	Beam Angle	CCT/CRI
2117.469-V-AM	9W	120VAC	396 (lm)	100°	30/90+

0/1-10V

BROWNIE 60–P

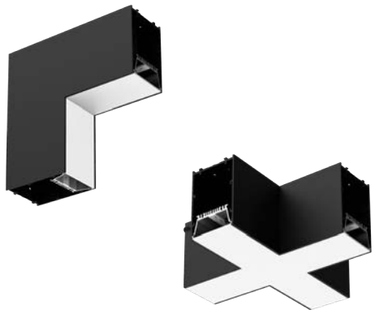

7 Type

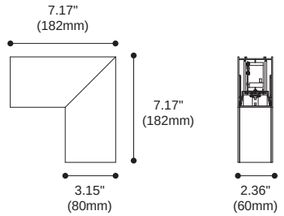

X Type

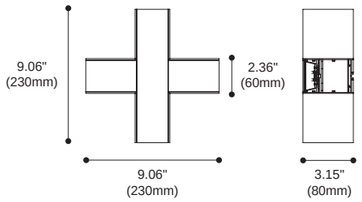



BROWNIE 60–W



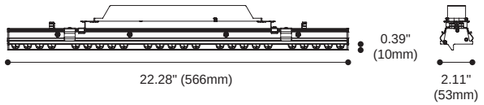

Colours Black White

Product performance

BROWNIE 60-P7 Type

Article number	Fixture Consumption	Voltage	Delivered Lumen	Beam Angle	CCT/CRI
2117.429-V-AM	9W	120VAC	388 (lm)	100°	30/90+

BROWNIE 60-PX Type

Article number	Fixture Consumption	Voltage	Delivered Lumen	Beam Angle	CCT/CRI
2117.428-V-AM	15W	120VAC	754 (lm)	100°	30/90+

0/1-10V

Colours Black White

Product performance

BROWNIE 60-W

Article number	Fixture Consumption	Voltage	Delivered Lumen	Beam Angle	CCT/CRI
2117.421-28-V-AM	29W	120VAC	1870 (lm)	55° (Reflector)	30/90+

0/1-10V

BROWNIE 60–KA

KA6

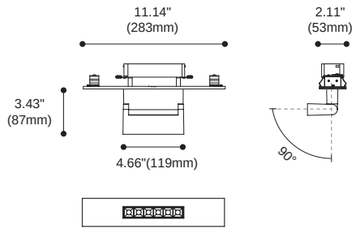

KA12

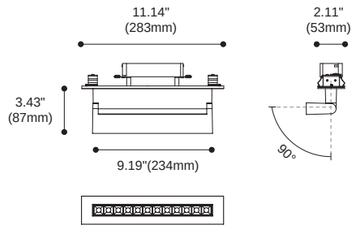

Colours ● Black ○ White

Product performance

BROWNIE 60-KA6 Type

Article number	Fixture Consumption	Voltage	Delivered Lumen	Beam Angle	CCT/CRI
2117.452-6-V-AM	8W	120VAC	318 (lm)	30° (Lens)	30/90+

BROWNIE 60-KA12 Type

Article number	Fixture Consumption	Voltage	Delivered Lumen	Beam Angle	CCT/CRI
2117.452-12-V-AM	14W	120VAC	591 (lm)	30° (Lens)	30/90+

0/1-10V UGR <19

BROWNIE 60–LC



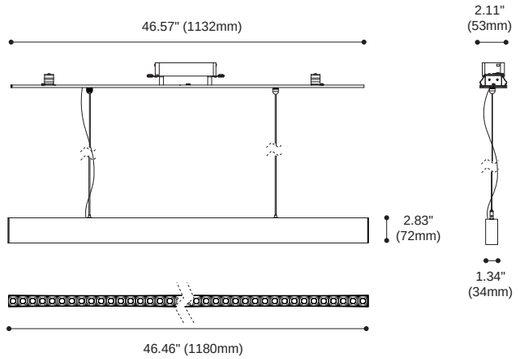

Colours ● Black ○ White

Product performance

BROWNIE 60-LC

Article number	Fixture Consumption	Voltage	Lumen	Beam Angle	CCT/CRI
2117.458-V-AM	30W	120VAC	2113 (lm)	45° (Lens)	30/90+

0/1-10V

BROWNIE 60–K

K5

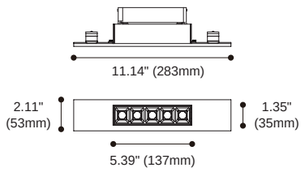

K10

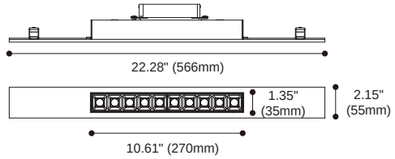

Colours ● Black ○ White

Baffle : ● Black ○ White ◐ Piano black

Product performance

BROWNIE 60-K5

Article number	Fixture Consumption	Voltage	Delivered Lumen	Beam Angle	CCT/CRI
2117.427-5-V-AM	13W	120VAC	820 (lm)	20°/30°/40° (Reflector)	30/90+

BROWNIE 60-K10

Article number	Fixture Consumption	Voltage	Delivered Lumen	Beam Angle	CCT/CRI
2117.427-10-V-AM	23W	120VAC	1599 (lm)	20°/30°/40° (Reflector)	30/90+

0/1-10V UGR <19

BROWNIE 60–G

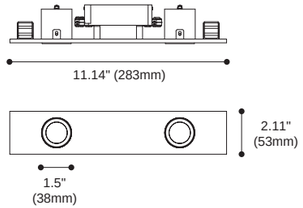

Colours ● Black ○ White

Baffle : ● Black ○ White

Product performance

BROWNIE 60-G

Article number	Fixture Consumption	Voltage	Delivered Lumen	Beam Angle	CCT/CRI
2117.426-V-AM	15W	120VAC	948 (lm)	18°/25°/35° (Lens)	30/90+

0/1-10V UGR <19

BROWNIE 60–S

S1

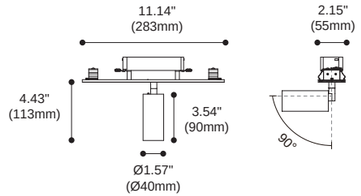

S1-2

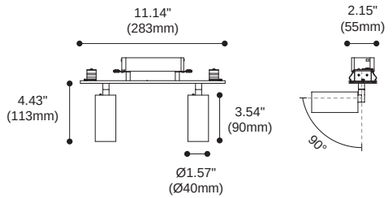

Accessories

ACSN-11 Long baffle | ACSG-9 Striped glass | ACWG-10 Woven glass | ACDS-8 Diffusion sheet | ACHO-13 Honeycomb louver

Colours: Black, White

Baffle: Black, White, Copper

Product performance

BROWNIE 60-S1

Article number	Fixture Consumption	Voltage	Delivered Lumen	Beam Angle	CCT/CRI
2117.436-V-AM	10W	120VAC	567 (lm)	20°/25°/36° (Lens)	30/90+

BROWNIE 60-S1-2

Article number	Fixture Consumption	Voltage	Delivered Lumen	Beam Angle	CCT/CRI
2117.433-V-AM	17W	120VAC	1147 (lm)	20°/25°/36° (Lens)	30/90+

90° 355° 0/1-10V UGR<19



BROWNIE 60–S

S2

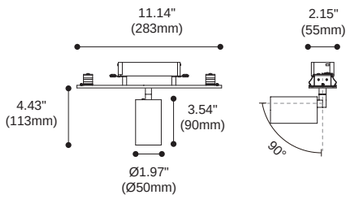

S2-2

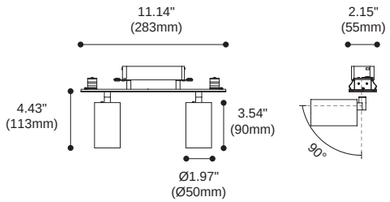

Accessories

ACSN-12 Long baffle | ACSG-10 Striped glass | ACWG-11 Woven glass | ACDS-9 Diffusion sheet | ACHO-14 Honeycomb louver

Colours: Black, White

Baffle: Black, White, Copper

Product performance

BROWNIE 60-S2

Article number	Fixture Consumption	Voltage	Delivered Lumen	Beam Angle	CCT/CRI
2117.437-V-AM	15W	120VAC	1172 (lm)	20°/30°/40° (Lens)	30/90+

BROWNIE 60-S2-2

Article number	Fixture Consumption	Voltage	Delivered Lumen	Beam Angle	CCT/CRI
2117.434-V-AM	30W	120VAC	2376 (lm)	20°/30°/40° (Lens)	30/90+

90° 355° 0/1-10V UGR<19

BROWNIE 60–S

S3

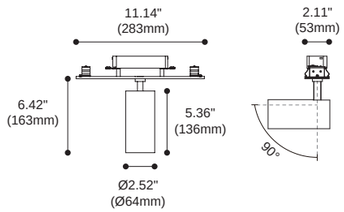

S3-2

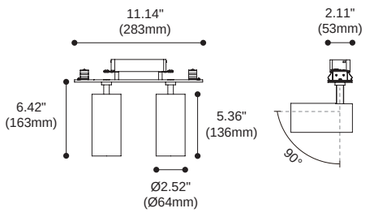

Accessories

S17-1
Long snoot

ACSG-8
striped glass

ACHO-11
Honeycomb louver

ACWG-9
Woven glass

Colours Black White

Baffle : Black White Copper

Product performance

BROWNIE 60-S3

Article number	Fixture Consumption	Voltage	Lumen	Beam Angle	CCT/CRI
2117.496-V-AM	29W	120VAC	2829 (lm)	17°/25°/35° (Lens)	30/90+

BROWNIE 60-S3-2

Article number	Fixture Consumption	Voltage	Lumen	Beam Angle	CCT/CRI
2117.497-V-AM	50W	120VAC	2829 (lm) X2	17°/25°/35° (Lens)	30/90+

90° 355° 0/1-10V

BROWNIE 60–S

S4

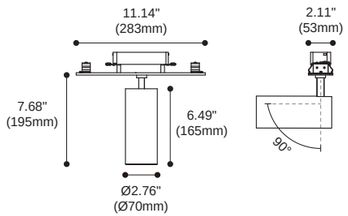

Accessories

ACSN-10
Long snoot

ACSG-7
Striped glass

ACHO-10
Honeycomb louver

ACWG-8
Woven glass

Colours Black White

Baffle : Black White Copper

Product performance

BROWNIE 60-S4

Article number	Fixture Consumption	Voltage	Delivered Lumen	Beam Angle	CCT/CRI
2117.456-V-AM	44W	120VAC	3050 (lm)	17°/21°/35° (Lens)	30/90+

90° 355° 0/1-10V

BROWNIE 60–C

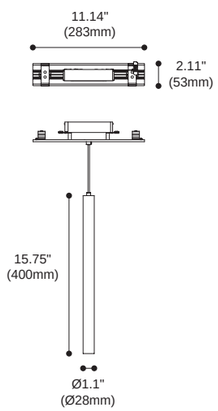

Colours ● Black ○ White

Baffle : ● Black ○ White Copper

Product performance

BROWNIE 60-C5

Article number	Fixture Consumption	Voltage	Delivered Lumen	Beam Angle	CCT/CRI
2117.447-V-AM	10W	120VAC	437 (lm)	30° (Lens)	30/90+

0/1-10V UGR <19



BROWNIE 60–C

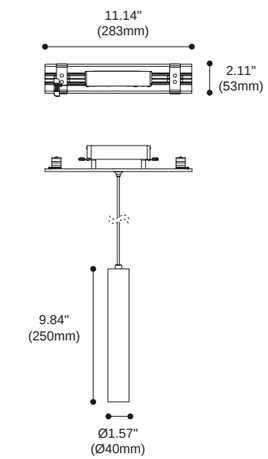

Accessories



ACHO-13
Honeycomb
louver

Colours ● Black ○ White

Baffle : ● Black ○ White Copper

Product performance

BROWNIE 60-C1

Article number	Fixture Consumption	Voltage	Delivered Lumen	Beam Angle	CCT/CRI
2117.424-V-AM	10W	120VAC	557 (lm)	20°/25°/36° (Lens)	30/90+

BROWNIE 60-C2

Article number	Fixture Consumption	Voltage	Delivered Lumen	Beam Angle	CCT/CRI
2117.425-V-AM	15W	120VAC	951 (lm)	20°/25°/36° (Lens)	30/90+

0/1-10V UGR <19

BROWNIE 60–C



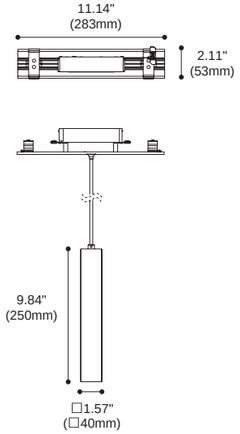

Colours ● Black ○ White

Baffle : ● Black ○ White Copper

Product performance

BROWNIE 60-C3

Article number	Fixture Consumption	Voltage	Delivered Lumen	Beam Angle	CCT/CRI
2117.422-V-AM	10W	120VAC	587 (lm)	20°/25°/40°(Lens)	30/90+

BROWNIE 60-C4

Article number	Fixture Consumption	Voltage	Delivered Lumen	Beam Angle	CCT/CRI
2117.423-V-AM	16W	120VAC	983 (lm)	20°/25°/40°(Lens)	30/90+

0/1-10V UGR <19

BROWNIE 60–C



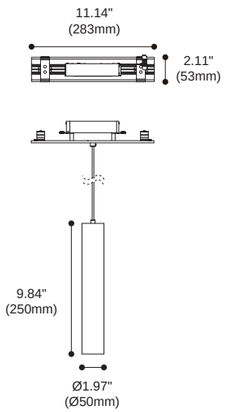

Colours ● Black ○ White

Baffle : ● Black ○ White Copper

Product performance

BROWNIE 60-C6

Article number	Fixture Consumption	Voltage	Delivered Lumen	Beam Angle	CCT/CRI
2117.460-V-AM	23W	120VAC	1666 (lm)	20°/30°/40° (Lens)	30/90+

0/1-10V UGR <19

Luminous intensity distribution diagram

2117.420A-V-AM

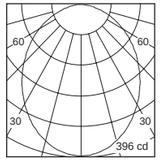

h(m)	D(m)	E(lx)
	100°	
1.0	2.16	397
2.0	4.32	99
3.0	6.48	44
4.0	8.64	24
5.0	10.80	15

2117.431-V-AM

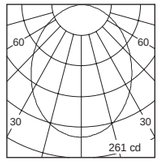

h(m)	D(m)	E(lx)
	100°	
1.0	2.05	257
2.0	4.11	64
3.0	6.16	28
4.0	8.22	16
5.0	10.27	10

2117.430-V-AM

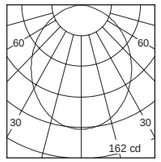

h(m)	D(m)	E(lx)
	100°	
1.0	2.30	162
2.0	4.60	40
3.0	6.89	18
4.0	9.19	10
5.0	11.49	6

2117.469-V-AM

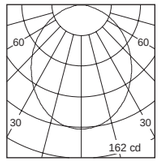

h(m)	D(m)	E(lx)
	100°	
1.0	2.30	162
2.0	4.60	40
3.0	6.89	18
4.0	9.19	10
5.0	11.49	6

2117.428-V-AM

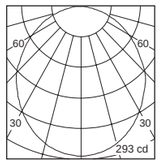

h(m)	D(m)	E(lx)
	100°	
1.0	2.48	293
2.0	4.97	74
3.0	7.45	32
4.0	9.93	18
5.0	12.41	11

2117.452-6-V-AM

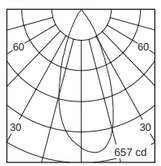

h(m)	D(m)	E(lx)
	40°	
1.0	0.70	647
2.0	1.40	161
3.0	2.11	71
4.0	2.81	40
5.0	3.51	25

2117.427-5-V-AM

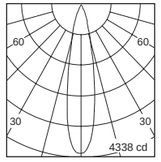

h(m)	D(m)	E(lx)
	20°	
1.0	0.36	4348
2.0	0.73	1087
3.0	1.09	483
4.0	1.45	271
5.0	1.82	173

2117.427-5-V-AM

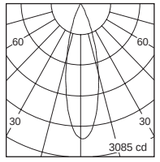

h(m)	D(m)	E(lx)
	30°	
1.0	0.49	3096
2.0	0.98	774
3.0	1.47	344
4.0	1.97	193
5.0	2.45	123

2117.427-5-V-AM

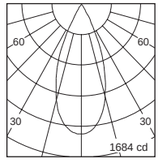

h(m)	D(m)	E(lx)
	40°	
1.0	0.76	1684
2.0	1.53	421
3.0	2.29	187
4.0	3.06	105
5.0	3.82	67

2117.427-10-V-AM

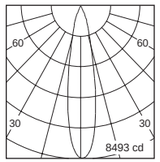

h(m)	D(m)	E(lx)
	20°	
1.0	0.36	8524
2.0	0.71	2131
3.0	1.07	947
4.0	1.43	532
5.0	1.78	341

2117.427-10-V-AM

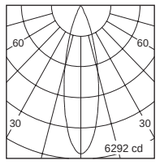

h(m)	D(m)	E(lx)
	30°	
1.0	0.47	6322
2.0	0.94	1581
3.0	1.42	702
4.0	1.89	395
5.0	2.36	252

2117.427-10-V-AM

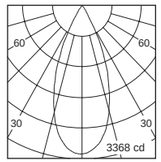

h(m)	D(m)	E(lx)
	40°	
1.0	0.75	3376
2.0	1.50	843
3.0	2.25	375
4.0	3.00	211
5.0	3.75	135

2117.426-V-AM

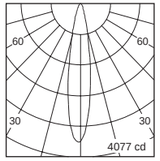

h(m)	D(m)	E(lx)
	18°	
1.0	0.32	4071
2.0	0.65	1018
3.0	0.97	452
4.0	1.30	254
5.0	1.62	162

2117.426-V-AM

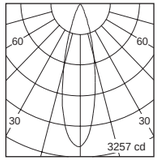

h(m)	D(m)	E(lx)
	25°	
1.0	0.46	3284
2.0	0.92	820
3.0	1.39	364
4.0	1.85	205
5.0	2.31	131

2117.426-V-AM

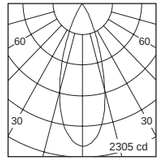

h(m)	D(m)	E(lx)
	35°	
1.0	0.63	2306
2.0	1.27	576
3.0	1.90	256
4.0	2.53	144
5.0	3.17	92

2117.436-V-AM

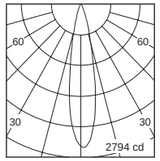

h(m)	D(m)	E(lx)
	20°	
1.0	0.35	2804
2.0	0.71	701
3.0	1.06	311
4.0	1.41	175
5.0	1.76	112

2117.436-V-AM

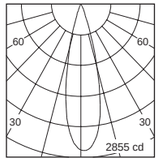

h(m)	D(m)	E(lx)
	25°	
1.0	0.44	2860
2.0	0.89	715
3.0	1.33	317
4.0	1.77	178
5.0	2.22	114

2117.433-V-AM

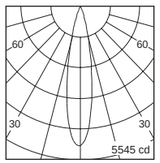

h(m)	D(m)	E(lx)
	20°	
1.0	0.34	5659
2.0	0.69	1415
3.0	1.03	628
4.0	1.37	353
5.0	1.72	226

2117.433-V-AM

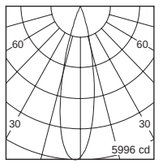

h(m)	D(m)	E(lx)
	25°	
1.0	0.43	5956
2.0	0.86	1489
3.0	1.30	661
4.0	1.73	372
5.0	2.16	238

2117.437-V-AM

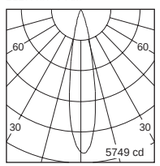

h(m)	D(m)	E(lx)
	20°	
1.0	0.39	5764
2.0	0.78	1441
3.0	1.16	640
4.0	1.55	360
5.0	1.94	230

2117.437-V-AM

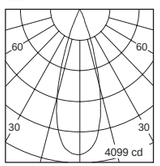

h(m)	D(m)	E(lx)
	30°	
1.0	0.56	4081
2.0	1.12	1020
3.0	1.69	453
4.0	2.25	255
5.0	2.82	163

2117.437-V-AM

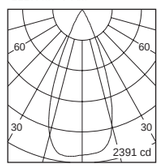

h(m)	D(m)	E(lx)
	40°	
1.0	0.76	2364
2.0	1.52	591
3.0	2.28	262
4.0	3.05	147
5.0	3.81	94

2117.434-V-AM

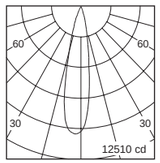

h(m)	D(m)	E(lx)
	20°	
1.0	0.36	12534
2.0	0.72	3133
3.0	1.09	1393
4.0	1.46	783
5.0	1.82	501

2117.434-V-AM

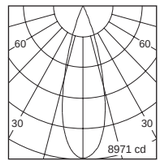

h(m)	D(m)	E(lx)
	30°	
1.0	0.54	8972
2.0	1.07	2243
3.0	1.61	996
4.0	2.14	560
5.0	2.68	358

2117.434-V-AM

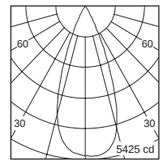

h(m)	D(m)	E(lx)
	40°	
1.0	0.72	5414
2.0	1.44	1353
3.0	2.16	601
4.0	2.88	338
5.0	3.60	216

2117.456-V-AM

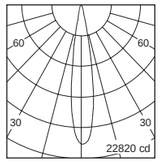

h(m)	D(m)	E(lx)
	17°	
1.0	0.30	22919
2.0	0.60	5730
3.0	0.89	2547
4.0	1.19	1432
5.0	1.49	916

2117.456-V-AM

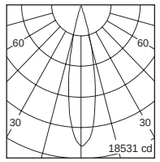

h(m)	D(m)	E(lx)
	21°	
1.0	0.38	18465
2.0	0.75	4616
3.0	1.13	2052
4.0	1.51	1154
5.0	1.89	738

2117.456-V-AM

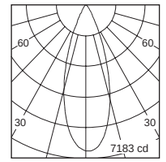

h(m)	D(m)	E(lx)
	35°	
1.0	0.63	7191
2.0	1.27	1798
3.0	1.90	799
4.0	2.54	449
5.0	3.17	287

2117.447-V-AM

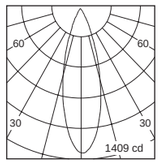

h(m)	D(m)	E(lx)
	30°	
1.0	0.53	1416
2.0	1.07	354
3.0	1.60	157
4.0	2.14	88
5.0	2.67	56

2117.424-V-AM

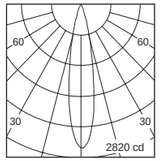

h(m)	D(m)	E(lx)
	20°	
1.0	0.35	2808
2.0	0.70	702
3.0	1.05	312
4.0	1.39	175
5.0	1.74	112

2117.424-V-AM

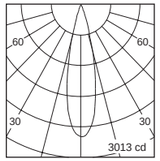

h(m)	D(m)	E(lx)
	25°	
1.0	0.41	3006
2.0	0.82	751
3.0	1.23	334
4.0	1.64	187
5.0	2.06	120

2117.424-V-AM

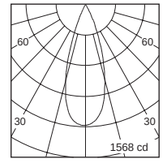

h(m)	D(m)	E(lx)
	36°	
1.0	0.62	1567
2.0	1.24	391
3.0	1.86	174
4.0	2.48	97
5.0	3.10	62

2117.425-V-AM

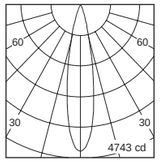

h(m)	D(m)	E(lx)
	20°	
1.0	0.36	4752
2.0	0.72	1188
3.0	1.09	528
4.0	1.45	297
5.0	1.81	190

2117.425-V-AM

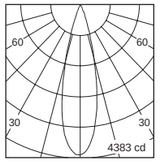

h(m)	D(m)	E(lx)
	25°	
1.0	0.45	4392
2.0	0.90	1098
3.0	1.36	488
4.0	1.81	274
5.0	2.26	175

2117.422-V-AM

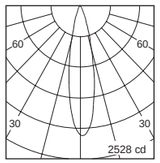

h(m)	D(m)	E(lx)
	20°	
1.0	0.39	2545
2.0	0.78	636
3.0	1.18	282
4.0	1.57	159
5.0	1.96	101

2117.423-V-AM

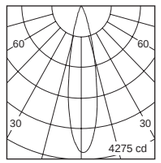

h(m)	D(m)	E(lx)
	20°	
1.0	0.39	4293
2.0	0.78	1073
3.0	1.17	477
4.0	1.56	268
5.0	1.95	171

2117.460-V-AM

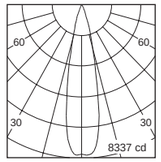

h(m)	D(m)	E(lx)
	20°	
1.0	0.39	8320
2.0	0.78	2080
3.0	1.17	924
4.0	1.57	520
5.0	1.96	332

2117.460-V-AM

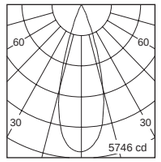

h(m)	D(m)	E(lx)
	30°	
1.0	0.57	5731
2.0	1.15	1433
3.0	1.72	636
4.0	2.29	358
5.0	2.87	229

2117.460-V-AM

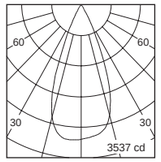

h(m)	D(m)	E(lx)
	40°	
1.0	0.77	3504
2.0	1.53	875
3.0	2.30	389
4.0	3.06	219
5.0	3.83	140

BROWNIE ONE SERIES (AM)

BROWNIE ONE (AM)

BROWNIE ONE is a versatile, elegant and slim office luminaire. It is available in two widths and three different mounting options, recessed, surface-mounted, and suspended. Up to four different lengths are available to form a continuous row of lights, as well as a system or as individual luminaires.
The series is designed as a lighting solution for upscale offices and commercial interiors.
They ensure uniform illumination and provide pleasing ceiling lighting, creating a friendly working environment.

Shape

Linear 40

Linear 60

Mountings

Recessed Trim

Recessed Trimless

Surface Mounted

Pendant

Light distributions

Downlight

BROWNIE ONE **40/60** (AM)



Specification

2700 K, 3000 K, 4000 K,
CRI ≥ 90

Types

Recessed
Trim
Trimless

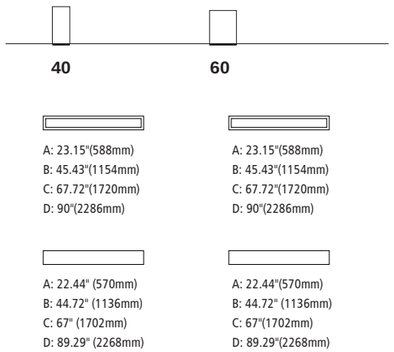

Surface
Mounted

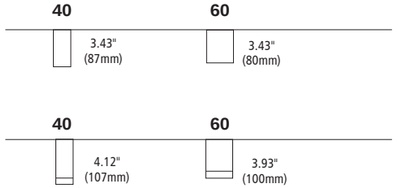

Pendant

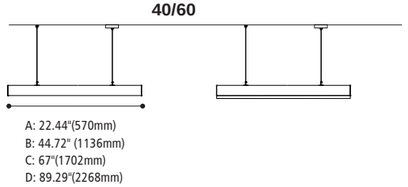

Colours

Bezel : ● Black ○ White

BROWNIE ONE **40/60** (AM)

Recessed

Trim/Trimless



BROWNIE ONE 40 -TFP



Article number	2114.416A-V-AM 2114.416B-V-AM 2114.416C-V-AM 2114.416D-V-AM
Fixture Consumption	12W / 22W / 34W / 44W
Voltage	120-277 VAC
Delivered Lumen	784 / 1568 (lm) 2352 / 3136 (lm)
Beam Angle	100°
CCT	3000K
CRI	90+
A: Driver Model	PUP10A-1WMC-350
B: Driver Model	PUP20A-1WMC
C: Driver Model	A+B Driver
D: Driver Model	B Driver X2

Bezel : ● Black ○ White

IC

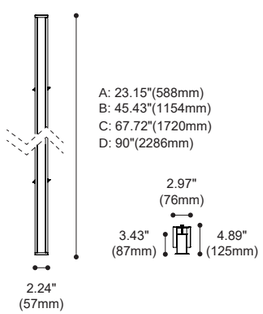

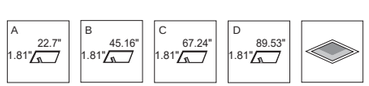

BROWNIE ONE 40-TLFP



Article number	2114.516A-V-AM 2114.516B-V-AM 2114.516C-V-AM 2114.516D-V-AM
Fixture Consumption	12W / 22W / 34W / 44W
Voltage	120-277 VAC
Delivered Lumen	784 / 1568 (lm) 2352 / 3136 (lm)
Beam Angle	100°
CCT	3000K
CRI	90+
A: Driver Model	PUP10A-1WMC-350
B: Driver Model	PUP20A-1WMC
C: Driver Model	A+B Driver
D: Driver Model	B Driver X2

IC

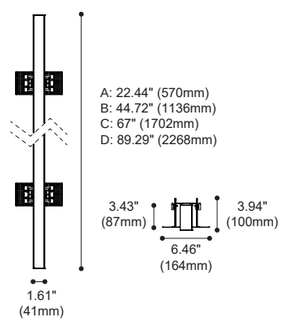

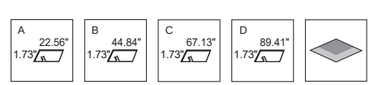

BROWNIE ONE 60-TFP



Article number	2114.417A-V-AM 2114.417B-V-AM 2114.417C-V-AM 2114.417D-V-AM
Fixture Consumption	18W / 34W / 52W / 68W
Voltage	120-277 VAC
Delivered Lumen	948 / 1896 (lm) 2844 / 3792 (lm)
Beam Angle	100°
CCT	3000K
CRI	90+
A: Driver Model	LX30W-55-C1050-RP
B: Driver Model	A Driver X2
C: Driver Model	A Driver X3
D: Driver Model	A Driver X4

Bezel : ● Black ○ White

IC

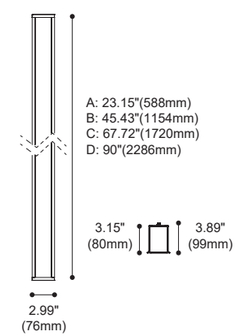

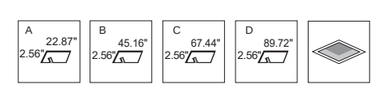

BROWNIE ONE 60-TLFP



Article number	2114.517A-V-AM 2114.517B-V-AM 2114.517C-V-AM 2114.517D-V-AM
Fixture Consumption	18W / 34W / 52W / 68W
Voltage	120-277 VAC
Delivered Lumen	948 / 1896 (lm) 2844 / 3792 (lm)
Beam Angle	100°
CCT	3000K
CRI	90+
A: Driver Model	LX30W-55-C1050-RP
B: Driver Model	A Driver X2
C: Driver Model	A Driver X3
D: Driver Model	A Driver X4

IC

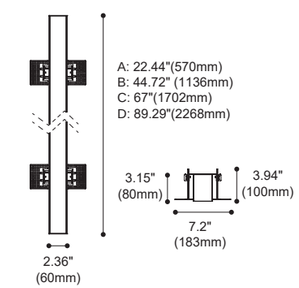

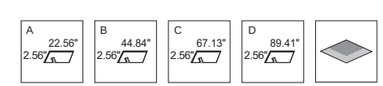

BROWNIE ONE **40/60** (AM)

Surface Mounted



BROWNIE ONE 40-SF-1

Article number	2113.108A-V-AM 2113.108B-V-AM 2113.108C-V-AM 2113.108D-V-AM
Fixture Consumption	12W / 22W / 34W / 44W
Voltage	120-277 VAC
Delivered Lumen	784 / 1568 (lm) 2352 / 3136 (lm)
Beam Angle	100°
CCT	3000K
CRI	90+
A: Driver Model	PUP10A-1WMC-350
B: Driver Model	PUP20A-1WMC
C: Driver Model	A+B Driver
D: Driver Model	B Driver X2

Bezel : ● Black ○ White

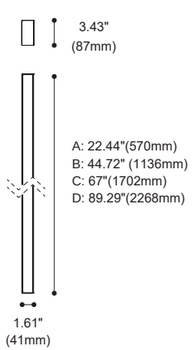

BROWNIE ONE 40-SF-2

Article number	2113.109A-V-AM 2113.109B-V-AM 2113.109C-V-AM 2113.109D-V-AM
Fixture Consumption	12W / 22W / 34W / 44W
Voltage	120-277 VAC
Delivered Lumen	784 / 1568 (lm) 2352 / 3136 (lm)
Beam Angle	110°
CCT	3000K
CRI	90+
A: Driver Model	PUP10A-1WMC-350
B: Driver Model	PUP20A-1WMC
C: Driver Model	A+B Driver
D: Driver Model	B Driver X2

Bezel : ● Black ○ White

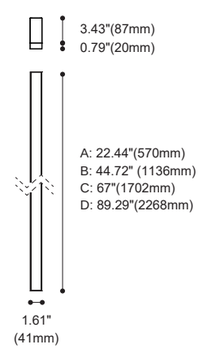

BROWNIE ONE 60-SF-1

Article number	2113.110A-V-AM 2113.110B-V-AM 2113.110C-V-AM 2113.110D-V-AM
Fixture Consumption	18W / 34W / 52W / 68W
Voltage	120-277 VAC
Delivered Lumen	948 / 1896 (lm) 2844 / 3792 (lm)
Beam Angle	100°
CCT	3000K
CRI	90+
A: Driver Model	LX30W-55-C1050-RP
B: Driver Model	A Driver X2
C: Driver Model	A Driver X3
D: Driver Model	A Driver X4

Bezel : ● Black ○ White

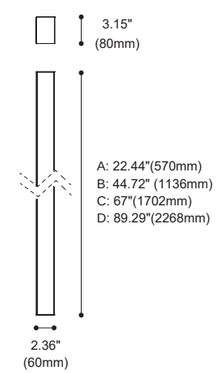

BROWNIE ONE 60-SF-2

Article number	2113.111A-V-AM 2113.111B-V-AM 2113.111C-V-AM 2113.111D-V-AM
Fixture Consumption	18W / 34W / 52W / 68W
Voltage	120-277 VAC
Delivered Lumen	948 / 1896 (lm) 2844 / 3792 (lm)
Beam Angle	110°
CCT	3000K
CRI	90+
A: Driver Model	LX30W-55-C1050-RP
B: Driver Model	A Driver X2
C: Driver Model	A Driver X3
D: Driver Model	A Driver X4

Bezel : ● Black ○ White

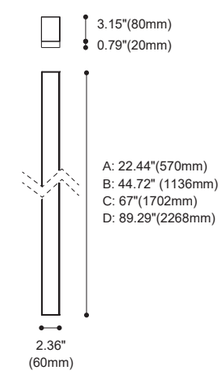

BROWNIE ONE **40/60** (AM)

Pendant



BROWNIE ONE 40-P-1

Article number	2116.110A-V-AM 2116.110B-V-AM 2116.110C-V-AM 2116.110D-V-AM
Fixture Consumption	12W / 22W / 34W / 44W
Voltage	120-277 VAC
Delivered Lumen	784 / 1568 (lm) 2352 / 3136 (lm)
Beam Angle	100°
CCT	3000K
CRI	90+
A: Driver Model	PUP10A-1WMC-350
B: Driver Model	PUP20A-1WMC
C: Driver Model	A+B Driver
D: Driver Model	B Driver X2

Bezel : Black White

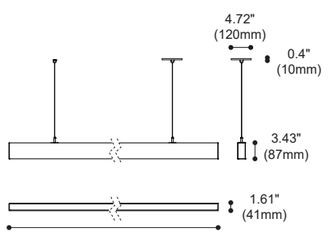

A: 22.44"(570mm)
B: 44.72" (1136mm)
C: 67"(1702mm)
D: 89.29"(2268mm)

BROWNIE ONE 40-P-2



Article number	2116.111A-V-AM 2116.111B-V-AM 2116.111C-V-AM 2116.111D-V-AM
Fixture Consumption	12W / 22W / 34W / 44W
Voltage	120-277 VAC
Delivered Lumen	784 / 1568 (lm) 2352 / 3136 (lm)
Beam Angle	110°
CCT	3000K
CRI	90+
A: Driver Model	PUP10A-1WMC-350
B: Driver Model	PUP20A-1WMC
C: Driver Model	A+B Driver
D: Driver Model	B Driver X2

Bezel : Black White

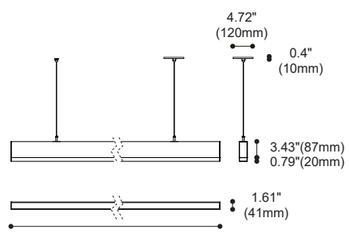

A: 22.44"(570mm)
B: 44.72" (1136mm)
C: 67"(1702mm)
D: 89.29"(2268mm)

BROWNIE ONE 60-P-1



Article number	2116.112A-V-AM 2116.112B-V-AM 2116.112C-V-AM 2116.112D-V-AM
Fixture Consumption	18W / 34W / 52W / 68W
Voltage	120-277 VAC
Delivered Lumen	948 / 1896 (lm) 2844 / 3792 (lm)
Beam Angle	100°
CCT	3000K
CRI	90+
A: Driver Model	LX30W-55-C1050-RP
B: Driver Model	A Driver X2
C: Driver Model	A Driver X3
D: Driver Model	A Driver X4

Bezel : Black White

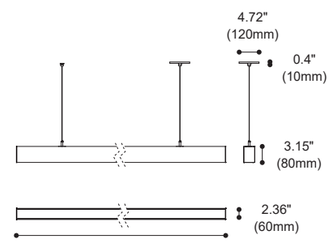

A: 22.44"(570mm)
B: 44.72" (1136mm)
C: 67"(1702mm)
D: 89.29"(2268mm)

BROWNIE ONE 60-P-2

Article number	2116.113A-V-AM 2116.113B-V-AM 2116.113C-V-AM 2116.113D-V-AM
Fixture Consumption	18W / 34W / 52W / 68W
Voltage	120-277 VAC
Delivered Lumen	948 / 1896 (lm) 2844 / 3792 (lm)
Beam Angle	110°
CCT	3000K
CRI	90+
A: Driver Model	LX30W-55-C1050-RP
B: Driver Model	A Driver X2
C: Driver Model	A Driver X3
D: Driver Model	A Driver X4

Bezel : Black White

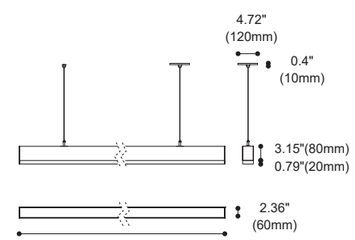

A: 22.44"(570mm)
B: 44.72" (1136mm)
C: 67"(1702mm)
D: 89.29"(2268mm)

SLIMDUET (AM) system

SLIMDUET (AM)

Ultimate slim, perfect style

Innovative slim linear connecting system, a perfect combination between tracks and LED fixtures.
Not only emphasizing on characteristics and rapid installation of the modules, also creates simple and clean appearance.
Unique designed spot, panel and downlight modules are available for multitasking lighting requirement to the area.
This is a perfect solution to maximize lighting creativity.

ETL Approved

SLIMDUET (AM)

SLIMDUET TRACK

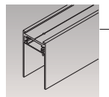	SDT	Surface mounted & Pendant track
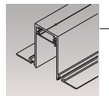	SDR	Trimless recessed track
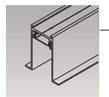	SDF	Trim recessed track

SLIMDUET MODULES

		Series name	LED Consumption	Lumen
		SLIMDUET-K	11W 22W 33W	1000 (lm) 2000 (lm) 3000 (lm)
		SLIMDUET-P	9.2W 18.4W 27.5W	472(lm) 1197(lm) 1428(lm)
		SLIMDUET-W	11W	462 (lm)
		SLIMDUET-S	6.4W 12.7W 6.4W	626 (lm) 1114 (lm) 656 (lm)
		SLIMDUET-GR	4.6W	214 (lm)
		SLIMDUET-GL	4.6W	399 (lm)
		SLIMDUET-C	6.4W 6.4W	626 (lm) 656 (lm)
		SLIMDUET-KC	22W	2000 (lm)
		SLIMDUET-KS	11W	1000 (lm)



SLIMDUET (AM)

Slim linear connecting system, can be recessed, surface mounted or pendant. Suitable for all kinds of interior environment.
The LED modules are designed with simple linear style, each series perform its own function, making lighting design easier than ever.

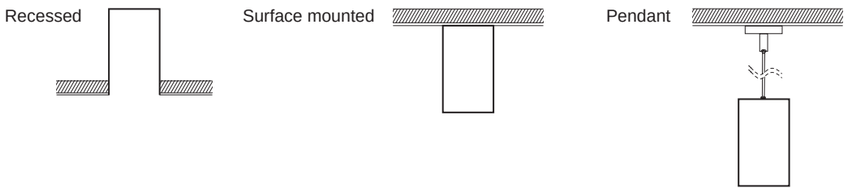

SLIMDUET (AM)

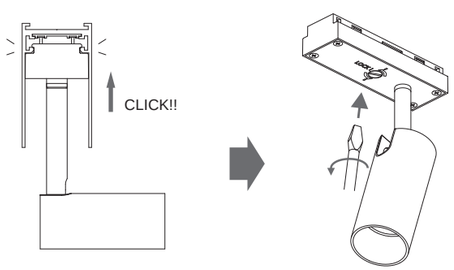

LED fixture installation is designed to be simple and convenient, just plug and play, tools-free, significant savings on installation and maintenance.
The track cover can be moved or cut to fit with the LED fixture to make overall appearance succinct.

Track section

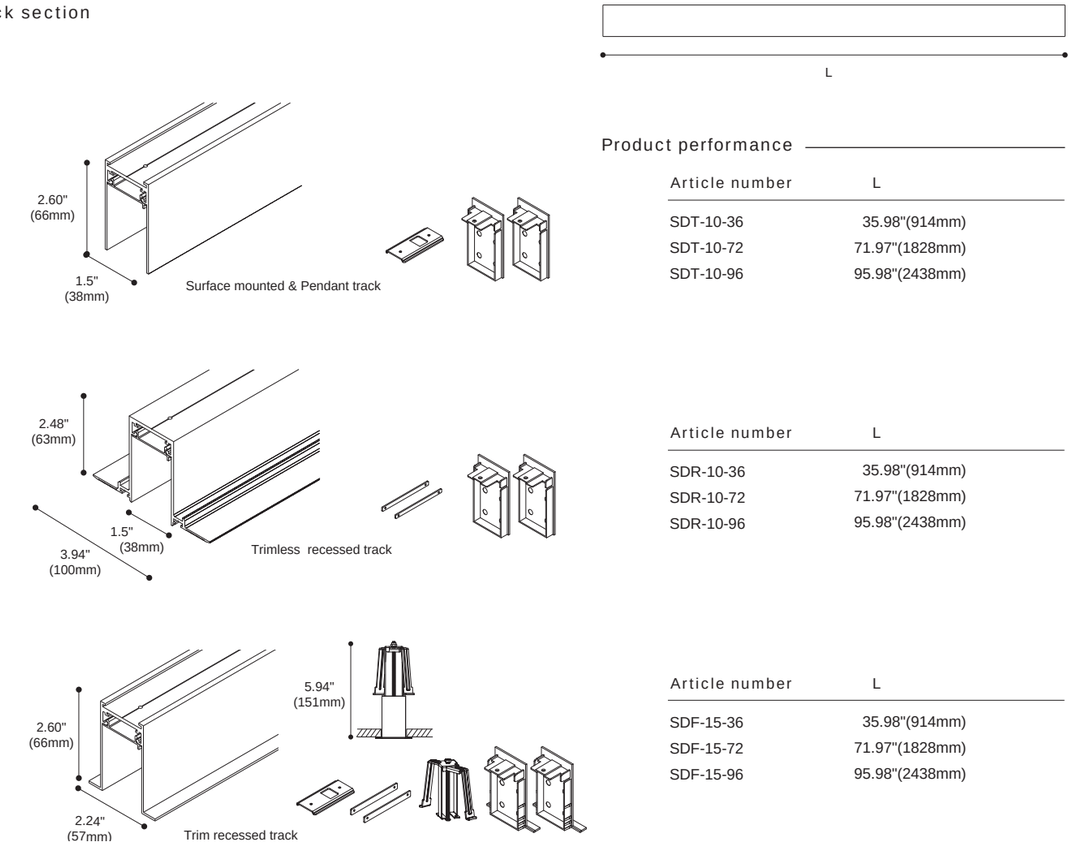

Product performance

Article number	L
SDT-10-36	35.98"(914mm)
SDT-10-72	71.97"(1828mm)
SDT-10-96	95.98"(2438mm)

Article number	L
SDR-10-36	35.98"(914mm)
SDR-10-72	71.97"(1828mm)
SDR-10-96	95.98"(2438mm)

Article number	L
SDF-15-36	35.98"(914mm)
SDF-15-72	71.97"(1828mm)
SDF-15-96	95.98"(2438mm)

Colours ● Black ○ White

Accessories

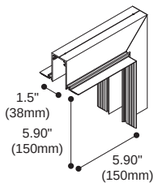

Article number: SDR-04
Type：Trimless recessed vertical corner

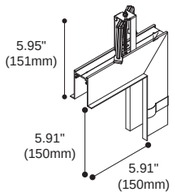

Article number: SDF-04
Type：Trim recessed vertical corner



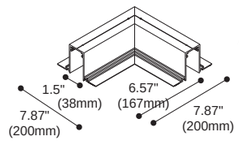

Article number：SDR-05
Type：Trimless recessed horizontal corner

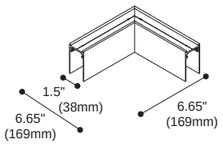

Article number：SDT-05
Type：Surface mounted & pendant horizontal corner

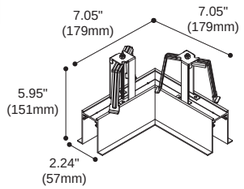

Article number：SDF-12
Type：Trim recessed horizontal corner

SLIMDUET (AM)

INSTALLATION GUIDE

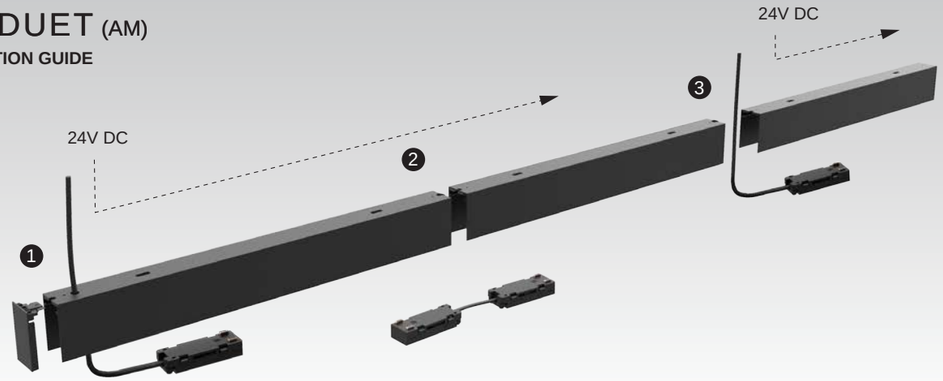

APPLICATION –
connecting power in different conditions for continuous connection

1 Single Power, Single Track

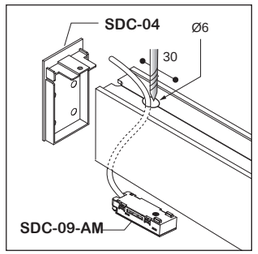

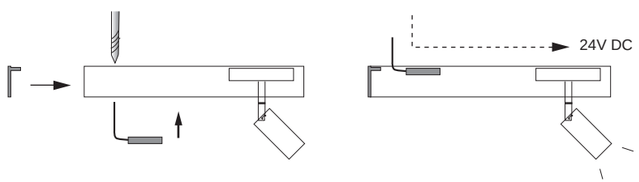

2 SIngle Power, Multiple Tracks

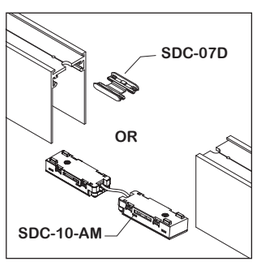

SDC-07D

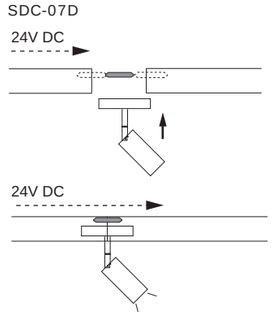

SDC-10-AM

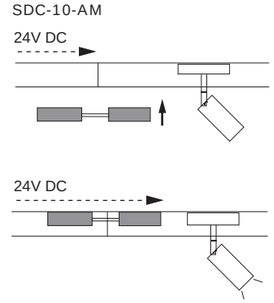

Using circuit joint (SDC-07D or SDC-10-AM) to connect between tracks

3 Multiple Powers, Multiple Tracks

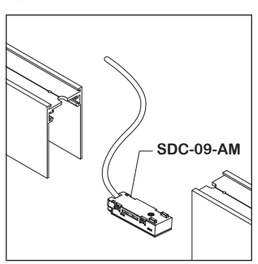

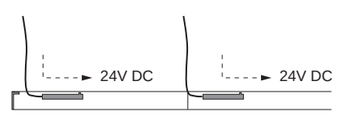

Using power joint (SDC-09-AM) to connect more drivers

ACCESSORIES

Connections

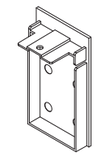

Article number：SDC-04
Type：Surface mounted & pendant & trimless recessed end cap without power cord

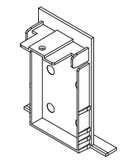

Article number：SDC-04A
Type：Trim recessed end cap without power cord

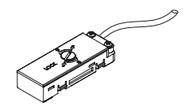

Article number：SDC-09-AM
Type：Power joint
Length : 200cm

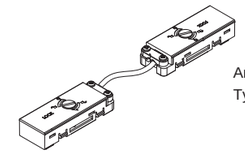

Article number：SDC-10-AM
Type：Circuit joint

Article number：SDC-07D
Type：New circuit joint

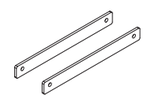

Article number：SDC-05
Type：Trim recessed & surface mounted reinforced joint

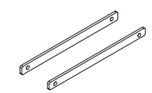

Article number：SDC-05A
Type：Trimless recessed reinforced joint

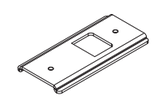

Article number：SDC-06
Type：Surface mounted & Pendant reinforced plate

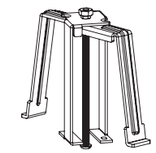

Article number：SDI-10
Type：Trim recessed clip

Pendant

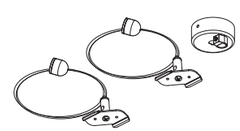

Article number：SDI-05
Type：Pendant kit for power connection without power cord
Length : 150cm

Article number：SDI-06
Type：Pendant kit without power cord
Length : 150cm

SLIMDUET (AM)

Application Illustration

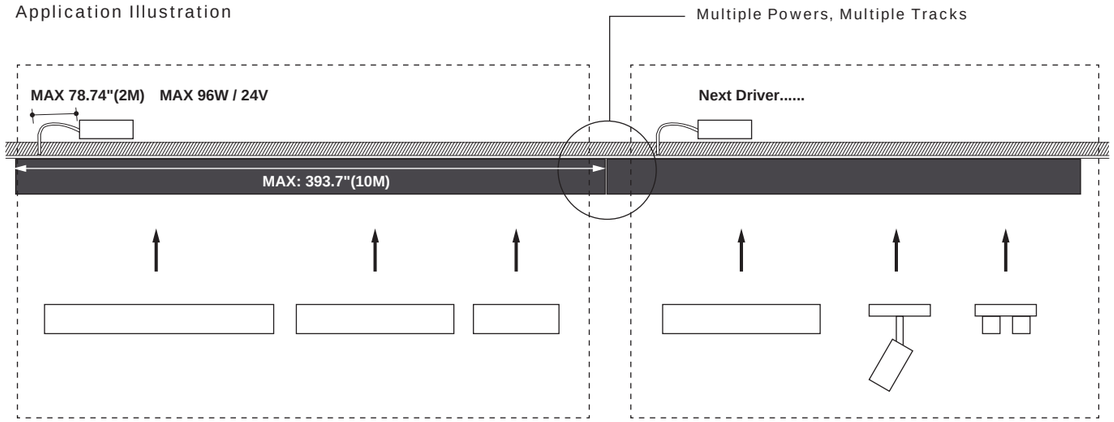

NOTE:

1. Max wattage linkable per loop for 24VDC is 96W.
2. Max length of track linkable per loop is 393.7"(10M), and the max cable length between driver and track is 78.74"(2M).
3. Dimming modules are compatible to PWM dimming driver only.
4. To use drivers not on recommended list , it require compatibility test before installation.
5. Tracks allows continuous linkable without limitation, also can divide into sections to light up individual area, making lighting application easy as 123.
6. Minimum voltage per loop is 22VDC (measure at the end of the loop), under 22VDC per loop might cause abnormal.
7. Calculating max wattage connection, save 20% buffer for linear modules, and 25% buffer for other modules.
8. Use driver not in the recommended list might cause module flickering, unstable dimming and/or noise, even causing module failure.
9. When multiple drivers are use in the connection, make sure the connector without circuit is used to divide the loop.
10. When installation tracks (pipes), make sure measuring the voltage from SDC-09-AM / SDC-10-AM with the driver connected first, without modules, to see if the voltage is 24VDC, then measure the track & SDC-09-AM / SDC-10-AM to see if the voltage drop is ≦ 0.1V, if the voltage drop is over 0.1V, make sure the connector is secured properly, warpage is not allowed in the connection, also check the cleanliness of the copper connector, copper connector can be cleaned using alcohol.
11. Use only with class 2 power unit.

Driver Installation

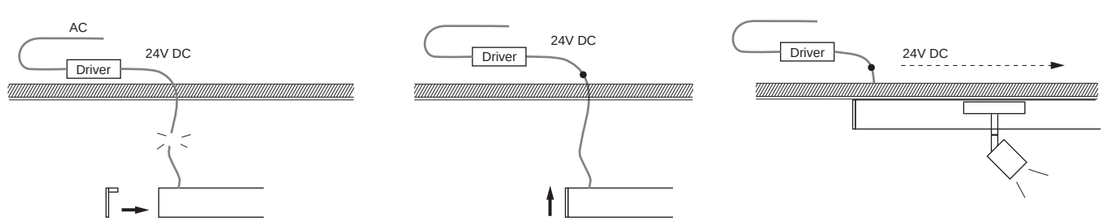

Driver needs to hide into the ceiling



SLIMDUET (AM)

SLIMDUET–K

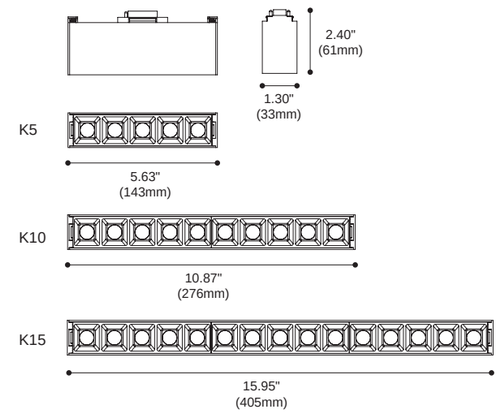

K5

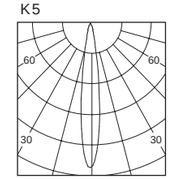

h(m)	D(m)	E(lx)
15°		
1.0	0.25	7598
2.0	0.51	1899
3.0	0.76	844
4.0	1.02	474
5.0	1.28	303

K10

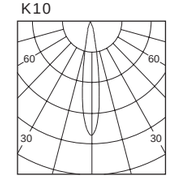

h(m)	D(m)	E(lx)
15°		
1.0	0.29	11173
2.0	0.59	2793
3.0	0.88	1241
4.0	1.18	698
5.0	1.47	446

K15

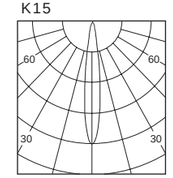

h(m)	D(m)	E(lx)
15°		
1.0	0.25	20028
2.0	0.51	5007
3.0	0.76	2225
4.0	1.02	1252
5.0	1.28	801

Colours ● Black ○ White

Baffle : ● Black ○ White ◐ Piano black

Product performance

SLIMDUET-K5

Article number	LED Consumption	Voltage	Lumen	Beam Angle	CCT/CRI	Locking Type
1817.406A-V	11W	24VDC	1000 (lm)	15°/30°/40°	30/90+	Push

SLIMDUET-K10

Article number	LED Consumption	Voltage	Lumen	Beam Angle	CCT/CRI	Locking Type
1817.406B-V	22W	24VDC	2000 (lm)	15°/30°/40°	30/90+	Push

SLIMDUET-K15

Article number	LED Consumption	Voltage	Lumen	Beam Angle	CCT/CRI	Locking Type
1817.406C-V	33W	24VDC	3000 (lm)	15°/30°/40°	30/90+	Push

IP20

SLIMDUET-P Seamless Installation

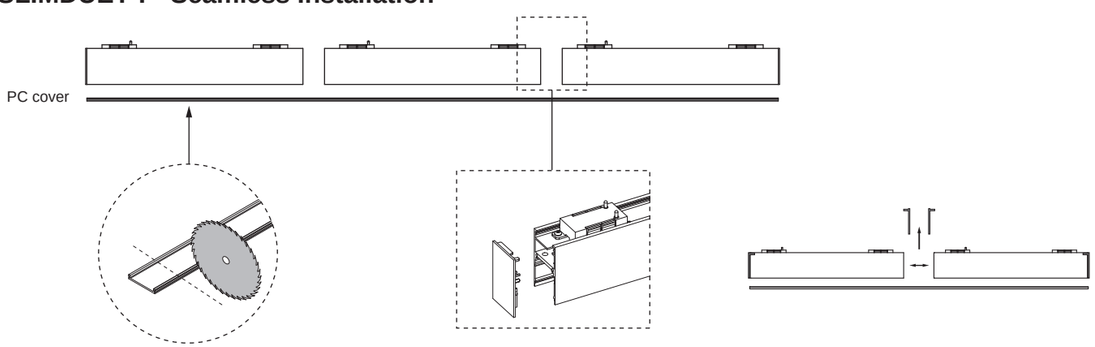

PC cover can be cut into required length

Remove the end cap from SLIMDUET-P module, the modules can be installed next to each other, then use longer PC cover to make seamless appearance.

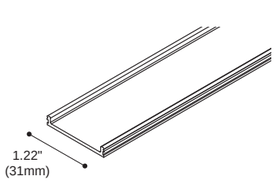

Colours White

Product performance

Article number	L
SDE-01	157.48" (4000mm)
SDE-02	590.55" (15000mm)

SLIMDUET–P

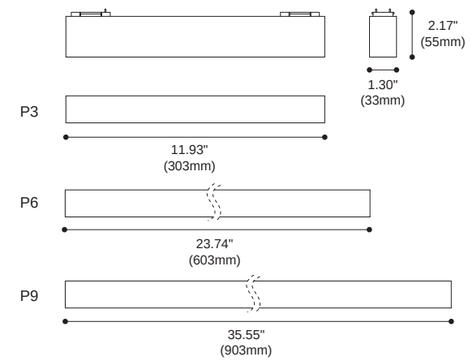



P3

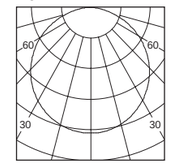

h(m)	D(m)	E(lx)
	115°	
1.0	3.01	164
2.0	6.02	41
3.0	9.04	18
4.0	12.05	10
5.0	15.06	6

P6

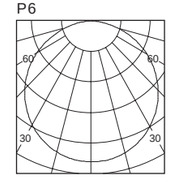

h(m)	D(m)	E(lx)
	115°	
1.0	3.03	415
2.0	6.06	103
3.0	9.09	46
4.0	12.13	25
5.0	15.16	16

P9

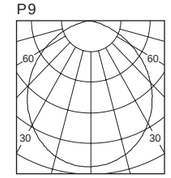

h(m)	D(m)	E(lx)
	115°	
1.0	2.36	538
2.0	4.73	134
3.0	7.10	59
4.0	9.47	33
5.0	11.84	21

Colours Black White

Product performance

SLIMDUET-P3

Article number	LED Consumption	Voltage	Delivered Lumen	Beam Angle	CCT/CRI	Locking Type
1817.410A-V	9.2W	24VDC	472 (lm)	115°	30/80+	Twist

SLIMDUET-P6

Article number	LED Consumption	Voltage	Delivered Lumen	Beam Angle	CCT/CRI	Locking Type
1817.410B-V	18.4W	24VDC	1197 (lm)	115°	30/80+	Twist

SLIMDUET-P9

Article number	LED Consumption	Voltage	Delivered Lumen	Beam Angle	CCT/CRI	Locking Type
1817.410C-V	27.5W	24VDC	1428 (lm)	115°	30/80+	Twist

CASAMBI IP20

SLIMDUET–W

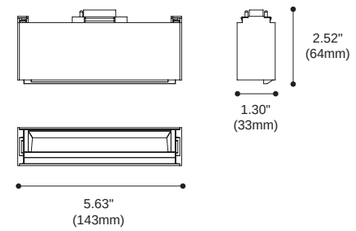

1817.407A-V

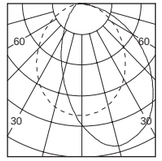

h(m)	D(m)	E(lx)
Wallwash		
1.0	1.35	251
2.0	2.71	62
3.0	4.07	27
4.0	5.43	15
5.0	6.79	10

Colours ● Black ○ White

Baffle : ● Black

Product performance

Article number	LED Consumption	Voltage	Delivered Lumen	Beam Angle	CCT/CRI	Locking Type
1817.407A-V	11W	24VDC	462 (lm)	Wallwash	30/90+	Push

IP20

SLIMDUET–S

S1

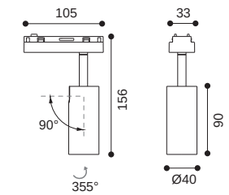

S2

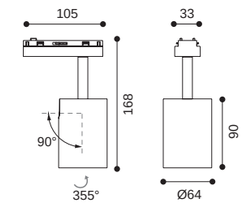

S3

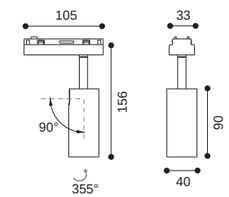



1617.407-V

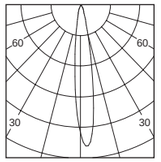

h(m)	D(m)	E(lx)
15°		
1.0	0.25	3342
2.0	0.50	835
3.0	0.75	371
4.0	1.00	208
5.0	1.25	133

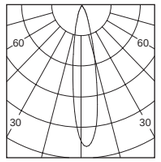

h(m)	D(m)	E(lx)
20°		
1.0	0.34	1834
2.0	0.68	458
3.0	1.02	203
4.0	1.37	114
5.0	1.71	73

Colours: Black, White

Baffle : Black, White, Copper

Product performance

SLIMDUET-S1

Article number	LED Consumption	Voltage	Lumen	Beam Angle	CCT/CRI	Locking Type
1617.407-V	6.4W	24V DC	626 (lm)	15°/20°	30/90+	Twist

SLIMDUET-S2

Article number	LED Consumption	Voltage	Lumen	Beam Angle	CCT/CRI	Locking Type
1617.411-V	12.7W	24V DC	1114 (lm)	16°/21°/35°	30/90+	Twist

SLIMDUET-S3

Article number	LED Consumption	Voltage	Lumen	Beam Angle	CCT/CRI	Locking Type
1917.207-V	6.4W	24V DC	656 (lm)	18°/25°	30/90+	Twist

IP20 90° 355°

SLIMDUET–GR

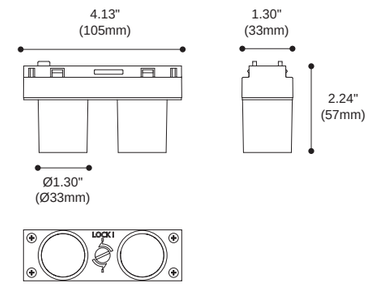

1817.401-V

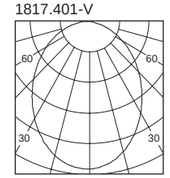

h(m)	D(m)	E(lx)
	90°	
1.0	2	96
2.0	4	24
3.0	6	10
4.0	8	6
5.0	10	3

Colours ● Black ○ White

Product performance

Article number	LED Consumption	Voltage	Delivered Lumen	Beam Angle	CCT/CRI	Locking Type
1817.401-V	4.6W	24VDC	214 (lm)	90°	30/90+	Twist

IP20

SLIMDUET–GL

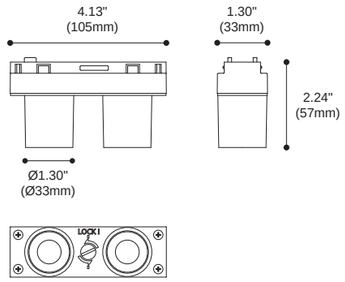

1617.409A-V

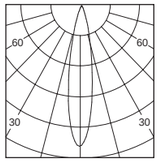

h(m)	D(m)	E(lx)
	19°	
1.0	0.34	2290
2.0	0.68	572
3.0	1.02	254
4.0	1.36	143
5.0	1.70	91

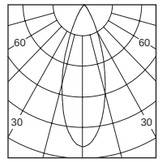

h(m)	D(m)	E(lx)
	35°	
1.0	0.62	753
2.0	1.25	188
3.0	1.88	83
4.0	2.51	47
5.0	3.14	30

Colours ● Black ○ White

Baffle : ● Black ○ White ◐ Piano black

Product performance

Article number	LED Consumption	Voltage	Lumen	Beam Angle	CCT/CRI	Locking Type
1617.409A-V	4.6W	24VDC	399 (lm)	19°/35°	30/90+	Twist

IP20

SLIMDUET–C

C1

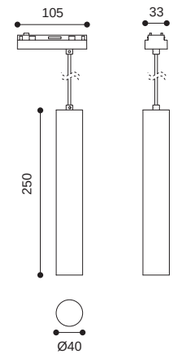

C2

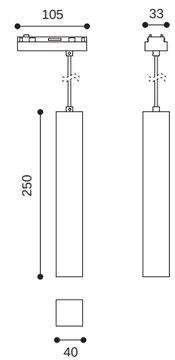

1617.410

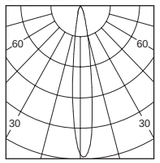

h(m)	D(m)	E(lx)
	10°	
1.0	0.25	3417
2.0	0.51	854
3.0	0.76	379
4.0	1.02	213
5.0	1.27	136

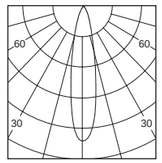

h(m)	D(m)	E(lx)
	20°	
1.0	0.37	1755
2.0	0.74	438
3.0	1.12	194
4.0	1.49	109
5.0	1.86	70

Colours: Black, White

Baffle : Black, White, Copper

Product performance

SLIMDUET-C1

Article number	LED Consumption	Voltage	Lumen	Beam Angle	CCT/CRI	Locking Type
1617.410-V	6.4W	24V DC	626 (lm)	10°/ 20°	30/90+	Twist

SLIMDUET-C2

Article number	LED Consumption	Voltage	Lumen	Beam Angle	CCT/CRI	Locking Type
1917.206-V	6.4W	24V DC	656 (lm)	18°/25°	30/90+	Twist

IP20

SLIMDUET–KC

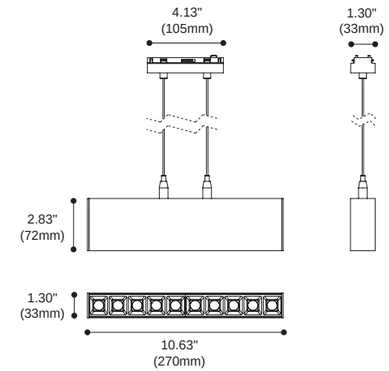

1817.411-V

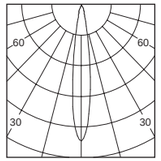

h(m)	D(m)	E(lx)
15°		
1.0	0.26	12704
2.0	0.52	3176
3.0	0.78	1412
4.0	1.05	794
5.0	1.31	508

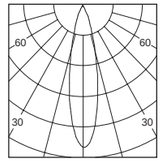

h(m)	D(m)	E(lx)
25°		
1.0	0.40	6526
2.0	0.81	1632
3.0	1.22	725
4.0	1.62	407
5.0	2.03	261

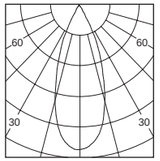

h(m)	D(m)	E(lx)
40°		
1.0	0.68	3318
2.0	1.36	829
3.0	2.04	368
4.0	2.72	207
5.0	3.40	132

Colours ● Black ○ White

Baffle : ● Black ○ White ◐ Piano black

Product performance

Article number	LED Consumption	Voltage	Lumen	Beam Angle	CCT/CRI	Locking Type
1817.411-V	22W	24VDC	2000 (lm)	15°/25°/40°	30/90+	Twist

IP20

SLIMDUET–KS

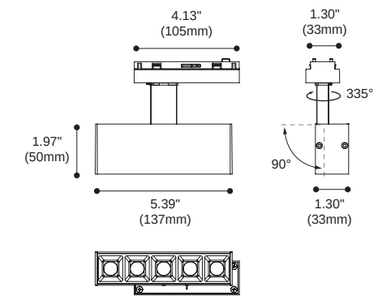

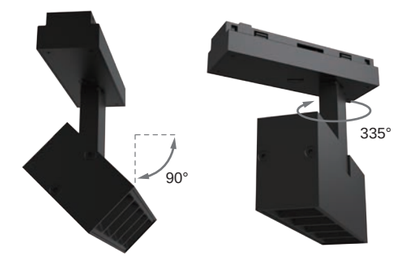

1817.413-V

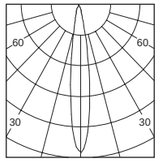

h(m)	D(m)	E(lx)
	15°	
1.0	0.25	7253
2.0	0.51	1813
3.0	0.77	805
4.0	1.03	453
5.0	1.29	290

Colours: Black, White

Baffle : Black, White, Piano black

Product performance

Article number	LED Consumption	Voltage	Lumen	Beam Angle	CCT/CRI	Locking Type
1817.413-V	11W	24VDC	1000 (lm)	15°/30°/40°	30/90+	Twist

IP20 90° 335°

POLE (AM) system

POLE (AM)

Using pipe connection concept pole creates vertical, horizontal, mesh, irregular, flexible, creative style to meet all kinds of requirement.

ETL Approved

POLE (AM)

POLE TRACK

POT	**TT application track**

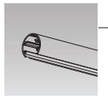

POT	**ITI application track**

POLE MODULES

	Series name	Module consumption	Lumen
 	POLE–L	2W 6W 12W	115 (lm) 344 (lm) 616 (lm)
 	POLE–S	6.4W	626 (lm)
 	POLE–S	2.9W	50~70 (lm)
 	POLE–K	11W	1000 (lm)
 	POLE–C	6.4W	626 (lm)
	POLE–KC	22W	2000 (lm)

POLE modules

LED module can be installed easily with variety of style to choose from.
Pendant module can be used on desktop, countertop
Spot module can be used on focal lighting.
Linear module can be used as general lighting.

Pendant lights

POLE-C
6.4W

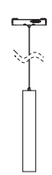

POLE-KC
22W

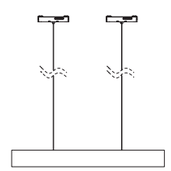

Spot lights

POLE-S
6.4W

2.2W

POLE-K
11W

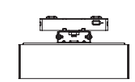

Strip lights

POLE-L 100mm 2W / 300mm 6W / 600mm 12W

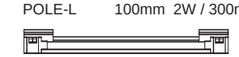

POLE-L-S 100mm 2W / 300mm 6W / 600mm 12W





POLE application

Suitable for open space, combining with nordic leisure industrial style furniture,
Use different LED module to light up individual area for unique lighting effect.
LED module is designed to be click on installation.

POLE track connecting system

TT connection illustration

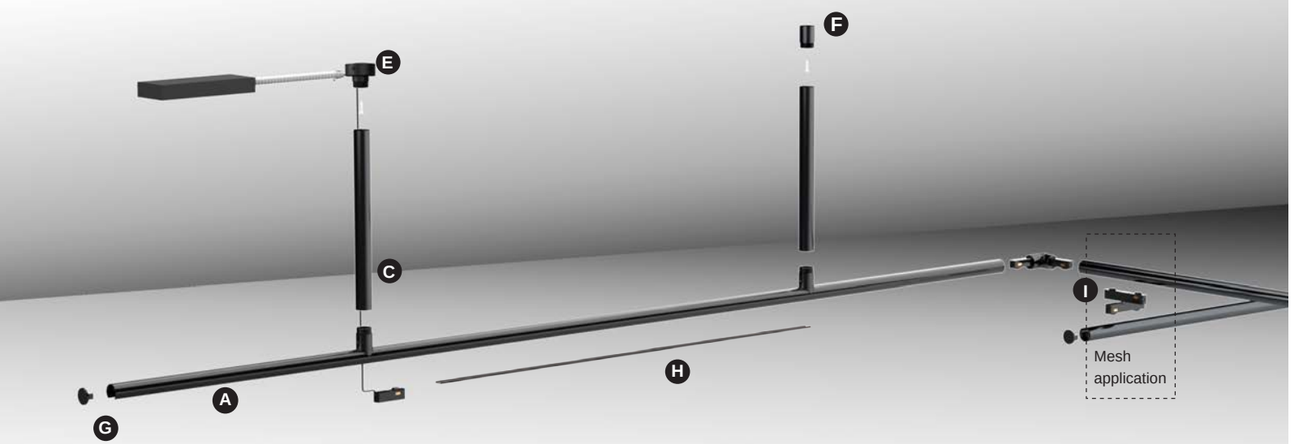

ITI connection illustration



Accessories specifications

Track

A

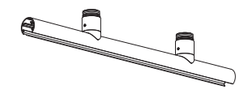

TT application track

POT-03-72
Length : 71.97"(1828mm)
POT-03-36
Length : 35.98"(914mm)

B

ITI application track

POT-04-36
Length : 35.98"(914mm)
POT-04-12
Length : 11.97"(304mm)

Fixed parts

C

Fixed tube

POI-01-36
Length : 35.98"(914mm)
POI-01-24
Length : 23.98"(609mm)
POI-01-12
Length : 11.97"(304mm)

D

Connecting tube

POI-02

E

Surface mounted base for power cord

Poi-03

F

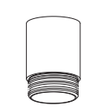

Surface mounted base

POI-04

G

End cap

POC-06

H

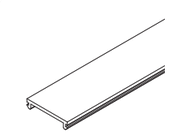

Blank cover

POE-01-72
Length : 71.97"(1828mm)

I

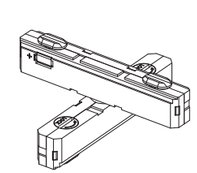

Mesh connector

POC-05

POLE loop connecting system

Electric Circuit Installation:

1. Max wattage linkable per loop for constant voltage 24VDC is 100W (use CLASS 2 power unit.).
2. Max length of track linkable per loop is 10M , and the max cable length between driver and power in is 2M.
3. Dimming modules are compatible to PWM output dimming driver only, PWM frequency ≦1.47KHz.
4. To use drivers not on recommended list , it require compatibility test before installation.
5. Voitage drop cannot below 22VDC (measure at the end of the loop), under 22VDC per loop might cause abnormal.
6. Calculating max wattage connection, save 20% buffer for linear modules, and 25% buffer for other modules
7. Use driver not in the recommended list might cause module flickering, unstable dimming and/or noise, even causing module failure.
8. When multiple drivers are use in the connection, make sure the connector without circuit is used to divide the loop
9. When installation tracks (pipes), make sure measuring the voltage from POC-01 & POC-03 & POC-04 with the driver connected first, without modules, to see if the voltage is 24VDC, then measure the track & POC-02 & POC-04B to see if the voltage drop is ≦0.1V, if the voltage drop is over 0.1V, make sure the connector is secured properly, warpage is not allowed in the connection, also check the cleanliness of the copper connector, copper connector can be cleaned using alcohol.

TT connection illustration

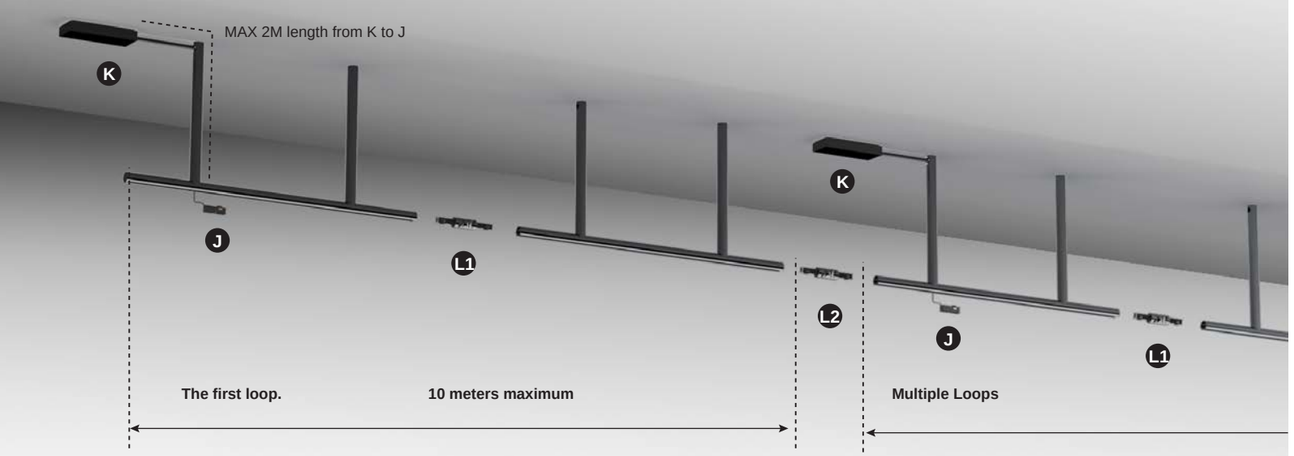

ITI connection illustration

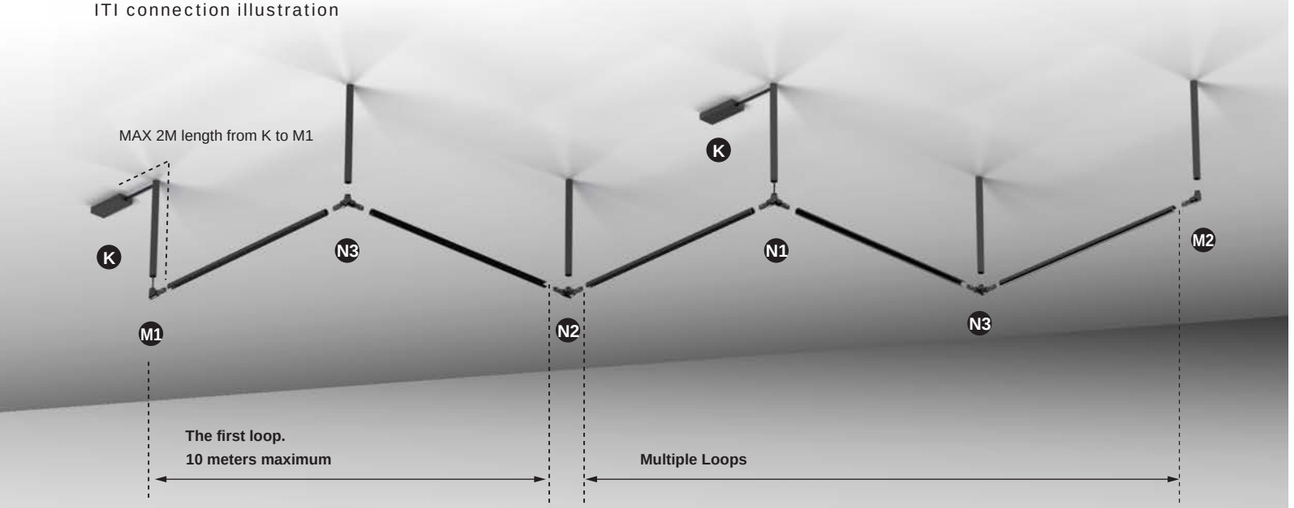

Accessories specifications

Power

J

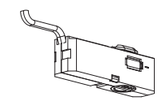

Adaptor With Power Cord

POC-01A
Length : 78.74"(200cm)
POC-01B
Length : 39.37"(100cm)

K

24V DC Driver

Connector

L1

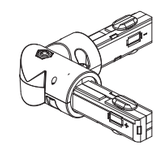

I-Connector with circuit

POC-02

L2

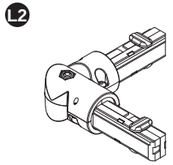

I-Connector without circuit

POC-02A

M1

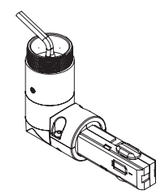

L-Connector with power cord

POC-03

M2

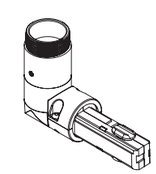

L-Connector without circuit

POC-03A

N1

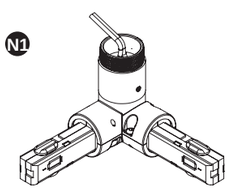

T-Connector with power cord

POC-04

N4

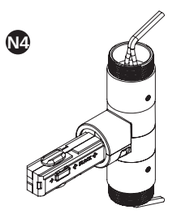

T-Connector with power cord

POC-04C

N3

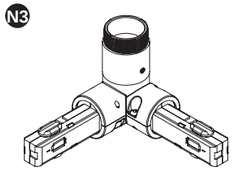

T-Connector with circuit

POC-04B

N5

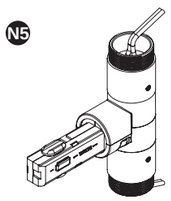

T-Connector with power cord

POC-04D

N2

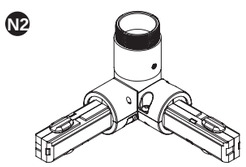

T-Connector without circuit

POC-04A

TT application

TT application is designed to use POT-01 track.
Together with accessories for horizontal & vertical connections.

90˚ horizontal connection

Straight connection

90˚ vertical connection

ITI application

ITI application is designed to use POT-02 track.
Together with accessories for 360 degrees rotation.

Rotate

Rotate

T connection

3-way connection

71.97"(1828mm)

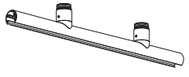

A x4

E x1

J x1

35.98"(914mm)

C x8

G x2

F x7

L1 x3

35.98"(914mm)

B x10

11.97"(304mm)

B x4

35.98"(914mm)

C x12

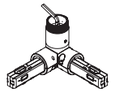

N1 x1

N2 x1 N3 x10

L1 x2 L2 x1

F x11

E x1

Mesh application

Mesh application uses both POT-01 & POT-02 track.
This application creates up and down lighting effect by using POC-05 cross connector.

Cross connection

71.97"(1828mm)

A x4

35.98"(914mm)

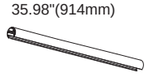

B x8

35.98"(914mm)

C x12

E x1

F x11

G x8

J x1

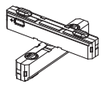

I x8

N1 x1



N2 x1 N3 x2

L1 x3 L2 x1

TT & ITI application

T-Connector allows POLE to be used in different angle & height application.
The connector can be bend 180 degrees max & rotate 360 degrees.



Multi-angle connection

35.98"(914mm)

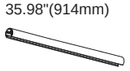

B x ∞

35.98"(914mm)

C x ∞

E x ∞

F x ∞

J x ∞

N x ∞

L x ∞

POLE-Pendant application

Can be pendant freely on the ceiling
T-Connector is used at 90 degrees or greater.
Suspension length can be adjusted to create stylish environment.

Pendant kit

Pendant kit+Power cord

35.98"(914mm)

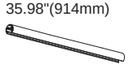

B x8

11.97"(304mm)

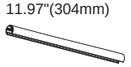

B x4

N2 x1 N3 x3

x1*

x3*

*Special parts is required, please contact with our sales rep for more info.

POLE-Straight application

Rotatable straight application creates all kinds of lighting possible.

Rotate

(Customize)

B x5

J x5

x10*

*Special parts is required, please contact with our sales rep for more info.

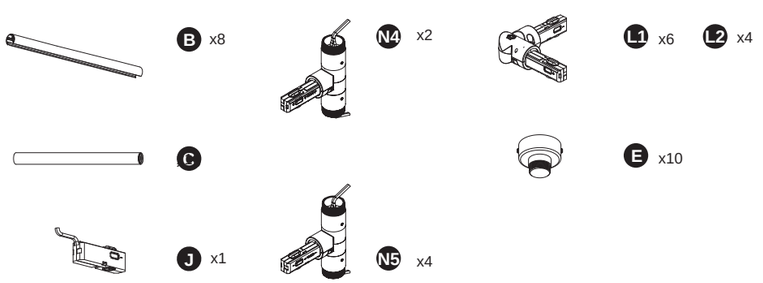

*Special parts is required, please contact with our sales rep for more info.

POLE–L

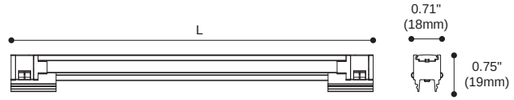

1710.003A : 3.94"(100mm)
1710.003B : 11.81"(300mm)
1710.003C : 23.62"(600mm)

1710.003A-V

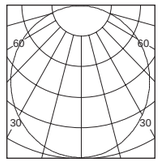

h(m)	D(m)	E(lx)
	110°	
1.0	2.93	39
2.0	5.87	9
3.0	8.81	4
4.0	11.75	2
5.0	14.69	1

1710.003B-V

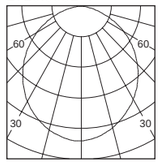

h(m)	D(m)	E(lx)
	110°	
1.0	2.52	129
2.0	5.04	32
3.0	7.56	14
4.0	10.09	8
5.0	12.61	5

Colours ● Black

Product performance

Article number	Module consumption	Voltage	Delivered Lumen	Beam Angle	LED Type	LED q'ty	CCT/CRI
1710.003A-V	2 W	24VDC	115 (lm)	110°	SMD	21	30/80+
1710.003B-V	6 W	24VDC	344 (lm)	110°	SMD	63	30/80+
1710.003C-V	12 W	24VDC	616 (lm)	110°	SMD	126	30/80+

IP20

POLE–S

1719.204-V

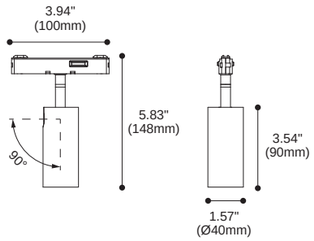

1719.204-V

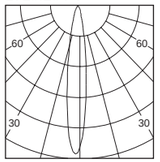

h(m)	D(m)	E(lx)
10°		
1.0	0.24	2967
2.0	0.49	741
3.0	0.73	329
4.0	0.98	185
5.0	1.22	118

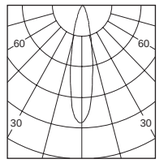

h(m)	D(m)	E(lx)
20°		
1.0	0.38	1505
2.0	0.77	376
3.0	1.15	167
4.0	1.54	94
5.0	1.92	60

1719.203-V

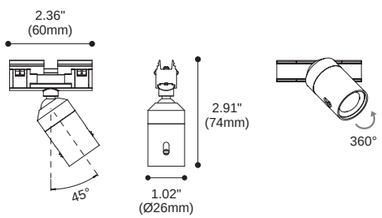

Zoom in 8°

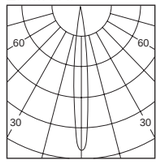

h(m)	D(m)	E(lx)
8°		
0.5	0.07	7254
1.0	0.14	1814
1.5	0.21	806
2.0	0.28	453
2.5	0.36	290

Zoom out 20°

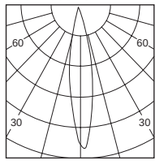

h(m)	D(m)	E(lx)
20°		
0.5	0.16	2351
1.0	0.33	587
1.5	0.50	261
2.0	0.67	146
2.5	0.83	94

Colours: Black, White

Baffle : (1719.204) Black, White, Copper

Product performance

Article number	Module consumption	Voltage	Lumen	Beam Angle	CCT/CRI
1719.204-V	6.4W	24VDC	626 (lm)	10°/20°	30/90+

Article number	Module consumption	Voltage	Delivered Lumen	Beam Angle	CCT/CRI
1719.203-V	2.9W	24VDC	50~70 (lm)	8°-20°	30/80+

IP20

POLE–K

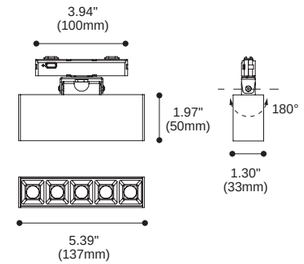

1917.400-5-V

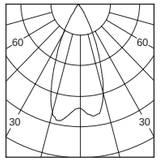

h(m)	D(m)	E(lx)
40°		
1.0	0.80	1543
2.0	1.60	385
3.0	2.40	171
4.0	3.20	96
5.0	4.00	61

Colours: Black, White

Baffle : Black, White, Piano black

Product performance

Article number	Module consumption	Voltage	Lumen	Beam Angle	CCT/CRI
1917.400-5-V	11W	24VDC	1000 (lm)	15°/30°/40°	30/90+

IP20

POLE–C

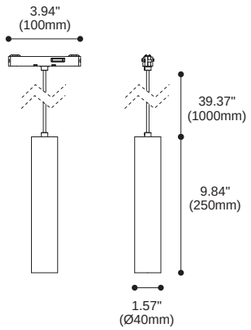

1716.100

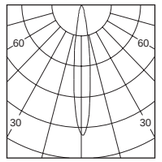

h(m)	D(m)	E(lx)
	10°	
1.0	0.25	2984
2.0	0.50	746
3.0	0.75	331
4.0	1.00	186
5.0	1.25	119

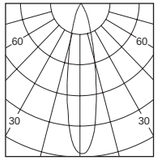

h(m)	D(m)	E(lx)
	20°	
1.0	0.38	1476
2.0	0.77	369
3.0	1.16	164
4.0	1.55	92
5.0	1.94	59

Colours ● Black ○ White

Baffle : ● Black ○ White ● Copper

Product performance

Article number	Module consumption	Voltage	Lumen	Beam Angle	CCT/CRI
1716.100-V	6.4W	24VDC	626 (lm)	10°/ 20°	30/90+

IP20

POLE–KC

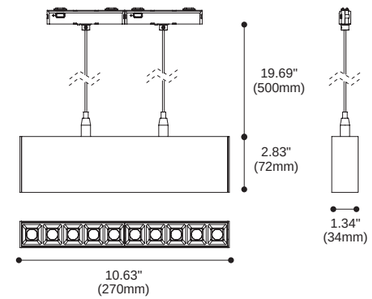



1917.401-10-V

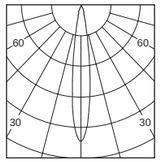

h(m)	D(m)	E(lx)
	15°	
1.0	0.26	12704
2.0	0.52	3176
3.0	0.78	1412
4.0	1.05	794
5.0	1.31	508

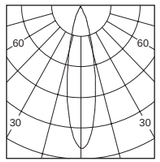

h(m)	D(m)	E(lx)
	25°	
1.0	0.40	6526
2.0	0.81	1632
3.0	1.22	725
4.0	1.62	407
5.0	2.03	261

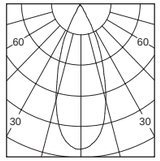

h(m)	D(m)	E(lx)
	40°	
1.0	0.68	3318
2.0	1.36	829
3.0	2.04	368
4.0	2.72	207
5.0	3.40	132

Colours ● Black ○ White

Baffle : ● Black ○ White ● Piano black

Product performance

Article number	Module consumption	Voltage	Lumen	Beam Angle	CCT/CRI
1917.401-10-V	22W	24VDC	2000 (lm)	15°/25°/40°	30/90+

IP20

SHUTTLE system

SHUTTLE

An unique mini track connecting system designed to perform multiple tasks in professional shelf display.
Allowing mini spot,linear,undercabinet fixtures to be freely and easily combined in any location to get your ideal light distribute effect.
Plug and play modules are designed for easy installation and maintenance, a great method to save labor cost.
Slim and light weight design fixtures showing elegant temperament.

ETL Approved

SHUTTLE

SHUTTLE TRACK



RW-6-1000	Track

SHUTTLE PROFILE

U Extrusion	Aluminum profile



L Extrusion	Aluminum profile



LIF	Trim recessed profile



LIR	Trimless recessed profile

SHUTTLE MODULES

	Series name	LED Consumption	Lumen
 	SHUTTLE-L	1.1W 4.2W 8W	110 (lm) 330 (lm) 660 (lm)
 	SHUTTLE-L-D	1.1W 4.2W 8W	110 (lm) 330 (lm) 660 (lm)
 	SHUTTLE-S	1.2W 2.7W	50~70 (lm) 50~70 (lm)
 	SHUTTLE-S-F	2.7W	210 (lm)
 	SHUTTLE-B	4W	200 (lm)
 	SHUTTLE-N	2.7W	50~70 (lm)

Strip lights

Other than panel module, strip light is also another method to create seamless lighting, use the aluminum profile as housing, strip light as light source as well as the creamy white cover to spread the light evenly.

Multiple modules



Multiple or different modules can be use for different lighting application spot module lights up individual object, panel module spreads the light evenly.

SHUTTLE

Colour Black ■

INSTALLATION TRACK

Article number	L (mm)
RW-6-1000	39.37"(1000mm)
RW-6-2000	78.74"(2000mm)

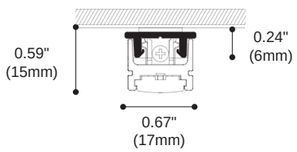

Connection Clip

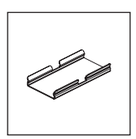

NS-0590

Clips

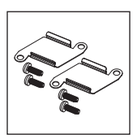

NS-0588
Fixing clips for tracks (standard)

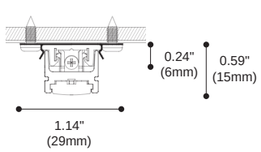

NS-0589
Fixing clips for tracks (optional)

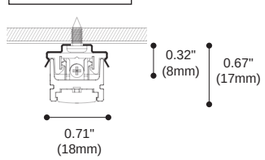

SHUTTLE

Alum. profile

Colour Black ■ Anodized Alum. ■



U Extrusion

Article number	L (mm)
SHT-02-1000	39.37"(1000mm)

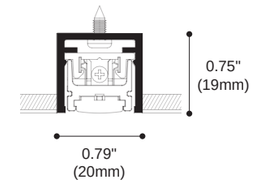



L Extrusion

Article number	L (mm)
SHT-03-1000	39.37"(1000mm)

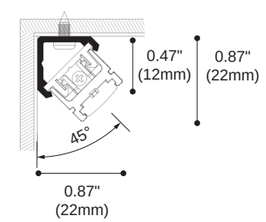

SHUTTLE

Colour Black ■



INSTALLATION TRACK

Article number	L (mm)
LIF-01	39.37"(1000mm)
LIF-02	78.74"(2000mm)
LIF-04	7.21x7.21" (183x183mm)
LIF-05	7.21x7.21" (183x183mm)

Trim recessed profile

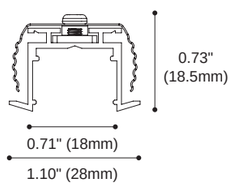

LIF-04

Horizontal corner
For LIF profile

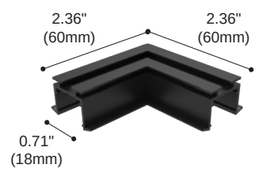

LIF-05

Vertical corner
For LIF profile

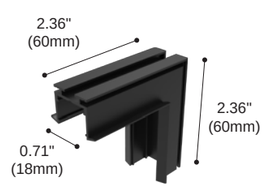

LIC-01

Trim end cap



SHUTTLE

Colour Black ■



INSTALLATION TRACK

Article number	L (mm)
LIR-01	39.37"(1000mm)
LIR-02	78.74"(2000mm)
LIR-04	7.21x7.21" (183x183mm)
LIR-05	7.21x7.21" (183x183mm)

Trimless recessed profile

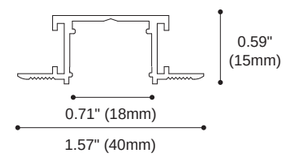

LIR-04

Trimless recessed
Horizontal corner
For LIR profile

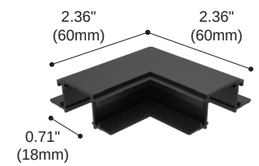

LIR-05

Trimless recessed
Vertical corner
For LIR profile

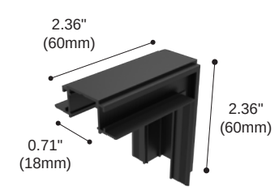

LIC-02

Trimless end cap

SHUTTLE

Accessories specifications

Power cord

CP-MOL-27-200
Power cord with molex male plug
Length: 78.74"(200cm)



CP-27-200
Power Cord Bare End
Length: 78.74"(200cm)

Connection cord



CS-27-15
Connection cord Length:5.91"(15cm)
CS-27-30
Connection cord Length:11.81"(30cm)
CS-27-60
Connection cord Length:23.62"(60cm)

Circuit connector

CSC-27
Circuit connector

Power feed

CSP-27-60
(Sidefeed)

I/P: 24VDC, O/P: 24VDC
Connection cord with top female plug
Length: 23.62"(60cm)

50W Max. Connection

CSP-A-27-60
(Endfeed)

I/P: 24VDC, O/P: 24VDC
Connection cord with top female plug
Length: 23.62"(60cm)

50W Max. Connection

Cover



LIE-01
Cover (Milky / Black)
Length : 78.74"(200cm)

Reinforced joint

LIC-03
Reinforced Joint
for LIF & LIR extrusion


JURA
CAROLANS
CASAMIGOS
NAVY
NAVY
NJ VODKA
Tito's
Handmade
PROPER TWELVE
JACK DANIEL'S
SOUTHERN COMFORT
ROMANA SAMBUCA
TAYLOR
BIN-27

SHUTTLE

Suitable for display shelves, and / or with movable laminates, or small area lighting. Tracks can be installed inside the extruded profile, making installation easy.
Power feed can be added for other 24V DC fixtures not installed on the track.

SHUTTLE

exploded illustration below to demonstrate the tracks can be connected via connection cord.
Power feed can also be used for fixtures installed away from the track.

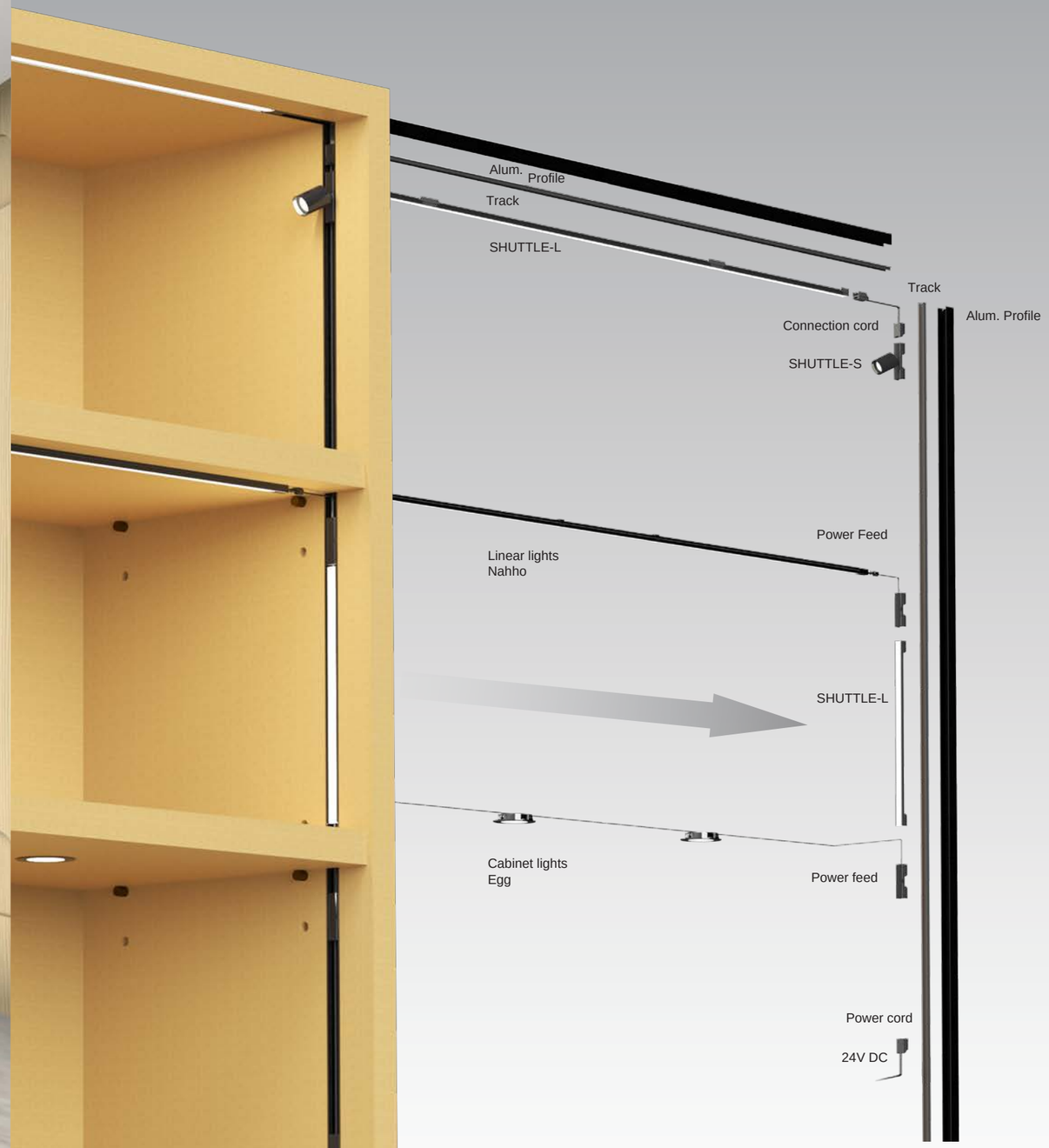

SHUTTLE - INSTALLATION FOR CE APPLICATION

Max wattage connection is suggested to be 80% of the driver's max. output wattage

When the max. wattage exceeds the driver's output wattage, new driver and track is needed.

without quick connector – Max.180W

quick connector – Max. 120W

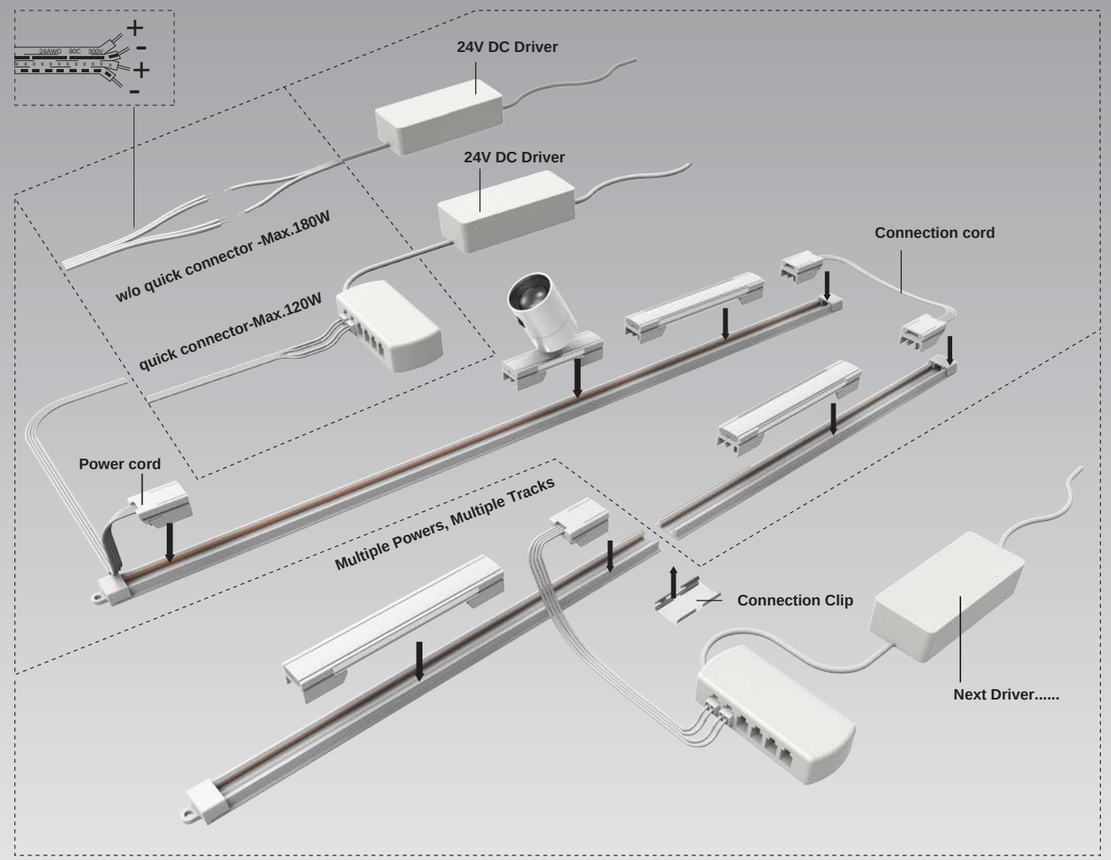

SHUTTLE-L can also be used between tracks to continue the circuit.

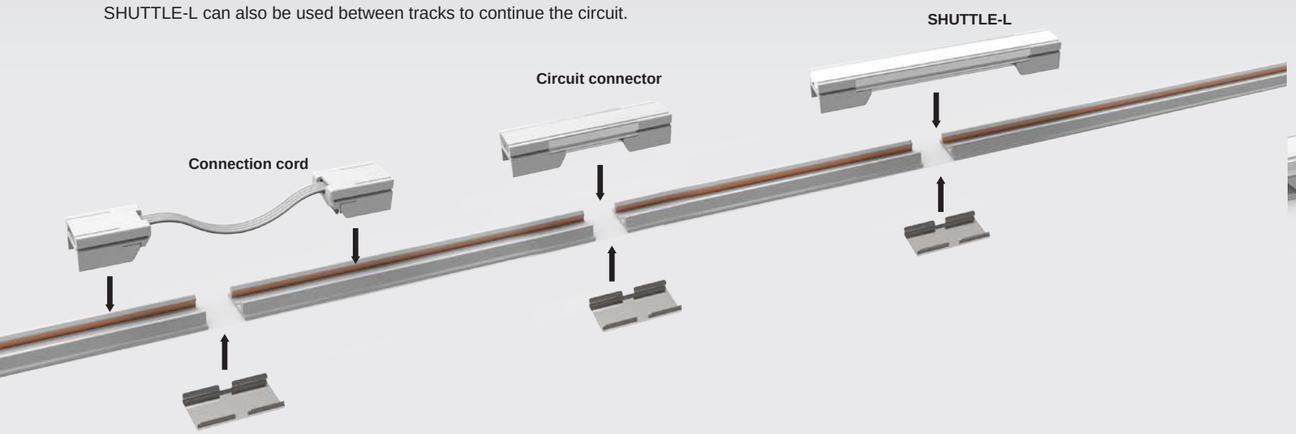

SHUTTLE - INSTALLATION FOR UL/ETL APPLICATION

When maximum wattage has been reached, a sidefeed, new track and driver is needed to supply more power for continuois connection. SHUTTLE-L sidefeed can be used on one end of the new track for continuous linear light.

Electric Circuit Installation:

1. Max length of track linkable per loop is 3M , and the max cable length between driver and power in is 2M.
2. Dimming modules are compatible to PWM output dimming driver only, PWM frequency ≦1.47KHz.
3. To use drivers not on recommended list , it require compatibility test before installation.
4. Voitage drop cannot below 22VDC (measure at the end of the loop), under 22VDC per loop might cause abnormal.
5. Calculating max wattage connection, save 20% buffer for SHUTTLE-L(-S)(-D)(-B) and 25% buffer for other modules.
6. Use driver not in the recommended list might cause module flickering, unstable dimming and/or noise, even causing module failure.
7. When installation tracks, to see if the voltage is below 22VDC, also check the cleanliness of the copper track, copper track can be cleaned using alcohol.

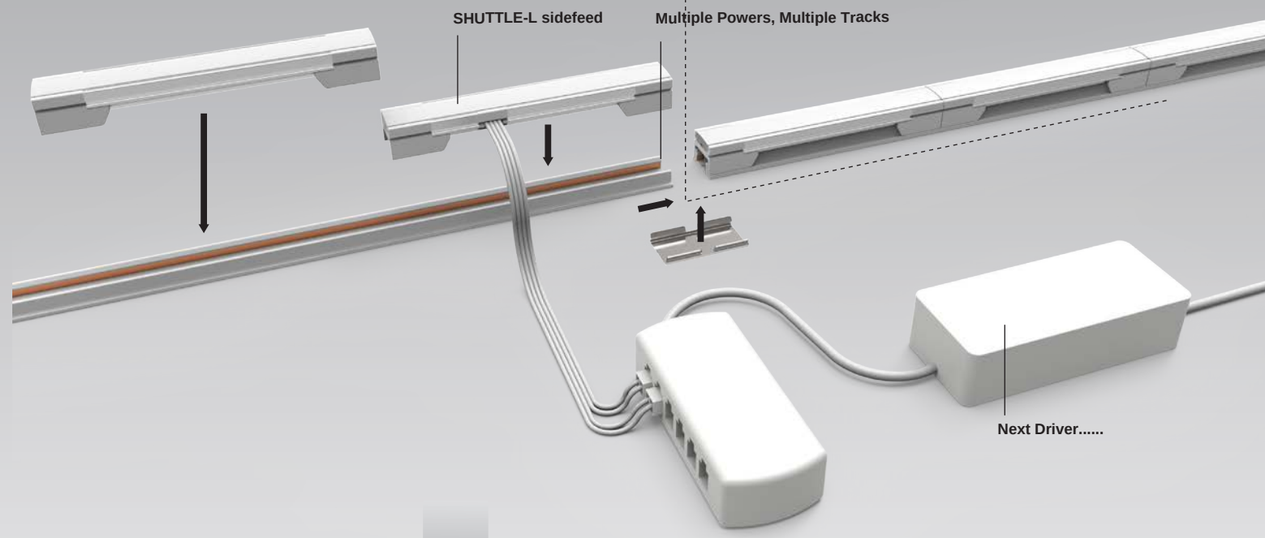

Continuous linear illustration.



SHUTTLE

SHUTTLE modules are designed to be clipped onto the track,
tool-free, convenient for installation & maintenance.

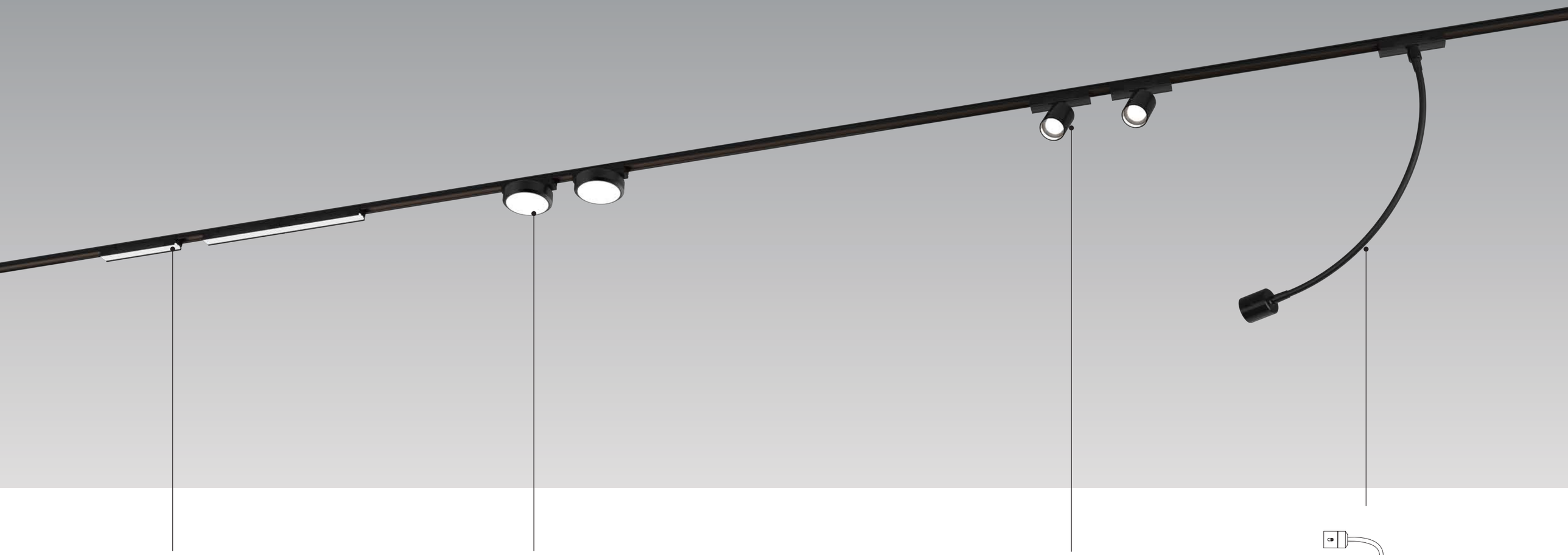

SHUTTLE-L SHUTTLE–L-D
Seamless design to make continuous lighting.
Plug and play feature to repositioning the fixtures
anywhere along the track.

SHUTTLE-B
Round module with dots-free effect

SHUTTLE-S
Available in 1.2W and 2.7W, changing beam
angle by adjusting the lever.

SHUTTLE-S-F
2.7W spot light with higher output.

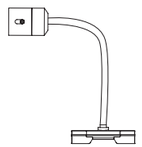

SHUTTLE-N
Bendable tube provides more
precision spot location.
changing beam angle by
adjusting the lever.

SHUTTLE–L

1510.023A : 3.94"(100mm)
1510.023B : 11.81"(300mm)
1510.023C : 23.62"(600mm)

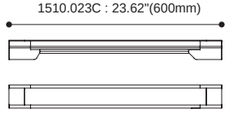

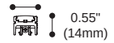

Sidefeed

1510.023D : 3.94"(100mm)

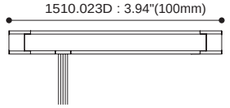

1510.023A.3BTA

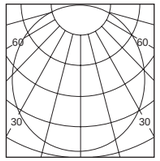

h(m)	D(m)	E(lx)
	115°	
0.5	1.56	110
1.0	3.12	27
1.5	4.69	12
2.0	6.25	6
2.5	7.81	4

1510.023B.3BTA

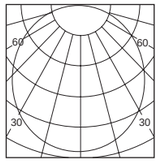

h(m)	D(m)	E(lx)
	115°	
0.5	1.56	578
1.0	3.12	144
1.5	4.68	64
2.0	6.24	36
2.5	7.80	23

1510.023C.3BTA

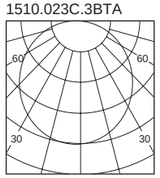

h(m)	D(m)	E(lx)
	115°	
0.5	1.49	807
1.0	2.99	201
1.5	4.48	89
2.0	5.98	50
2.5	7.47	32

Colours Black Anodized Alum.

Product performance

Article number	LED Consumption	Voltage	System Lumen	Beam Angle	LED Type	LED q'ty	CCT/CRI
1510.023A	1.1 W	24V DC	110 (lm)	115°	SMD	14	30/80+
1510.023B	4.2 W	24V DC	330 (lm)	115°	SMD	42	30/80+
1510.023C	8.0 W	24V DC	660 (lm)	115°	SMD	84	30/80+
Sidefeed							
1510.023D	1.1 W	24V DC	110 (lm)	115°	SMD	14	30/80+

IP20

SHUTTLE–L-D

1810.001A : 3.94"(100mm)
1810.001B : 11.81"(300mm)
1810.001C : 23.62"(600mm)

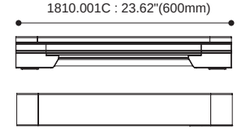

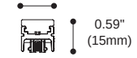

Sidefeed

1810.001D : 3.94"(100mm)

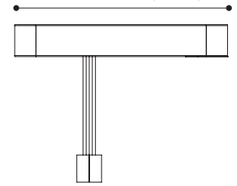



Colours Black Anodized Alum.

Product performance

Article number	LED Consumption	Voltage	System Lumen	Beam Angle	LED Type	LED q'ty	CCT/CRI
1810.001A	1.1 W	24V DC	110 (lm)	130°	SMD	21	30/80+
1810.001B	4.2 W	24V DC	330 (lm)	130°	SMD	63	30/80+
1810.001C	8.0 W	24V DC	660 (lm)	130°	SMD	126	30/80+
Sidefeed							
1810.001D	1.1 W	24V DC	110 (lm)	130°	SMD	21	30/80+

IP20

SHUTTLE–S

1619.200

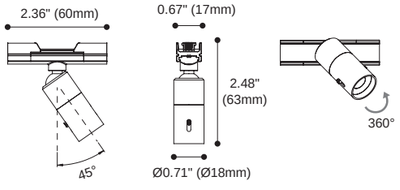

Zoom in 30°

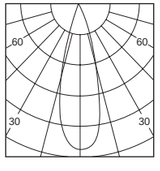

h(m)	D(m)	E(lx)
	30°	
0.5	0.24	761
1.0	0.49	190
1.5	0.74	84
2.0	0.98	47
2.5	1.23	30

Zoom out 55°

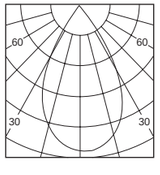

h(m)	D(m)	E(lx)
	55°	
0.5	0.51	370
1.0	1.02	92
1.5	1.53	41
2.0	2.04	23
2.5	2.55	14





1619.205

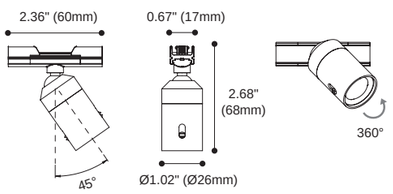

Zoom in 8°

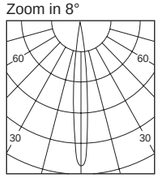

h(m)	D(m)	E(lx)
	8°	
0.5	0.07	7254
1.0	0.14	1814
1.5	0.21	806
2.0	0.28	453
2.5	0.36	290

Zoom out 20°

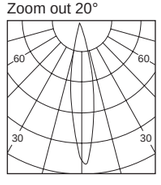

h(m)	D(m)	E(lx)
	20°	
0.5	0.16	2351
1.0	0.33	587
1.5	0.50	261
2.0	0.67	146
2.5	0.83	94

Colours Black Anodized Alum.

Product performance

Article Number	LED Consumption	Voltage	System Lumen	Beam Angle	LED Type	LED q'ty	CCT/CRI
1619.200	1.2 W	24V DC	50~70 (lm)	30°-55°	High Power	1	30/80+
1619.205	2.7 W	24V DC	50~70 (lm)	8°-20°	High Power	1	30/80+

IP20

SHUTTLE–S–F

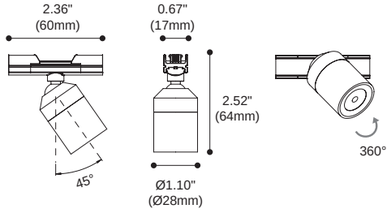

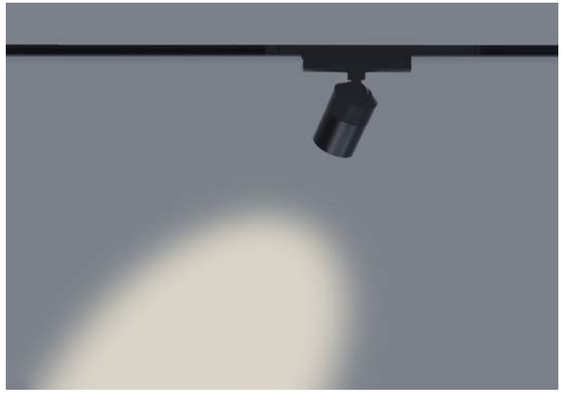

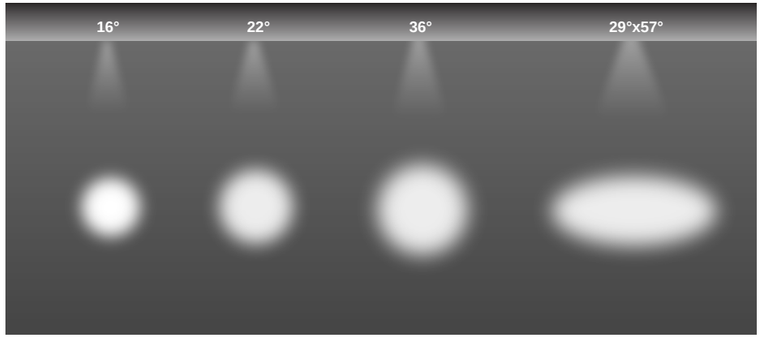

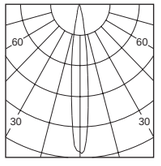

h(m)	D(m)	E(lx)
	16°	
0.5	0.11	9874
1.0	0.22	2468
1.5	0.34	1097
2.0	0.45	617
2.5	0.57	395

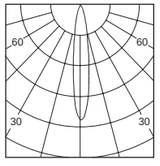

h(m)	D(m)	E(lx)
	22°	
0.5	0.13	4310
1.0	0.27	1078
1.5	0.41	478
2.0	0.55	269
2.5	0.69	172

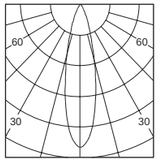

h(m)	D(m)	E(lx)
	36°	
0.5	0.21	2488
1.0	0.43	622
1.5	0.65	276
2.0	0.87	155
2.5	1.09	99

Colours Black Anodized Alum.

Product performance

Article Number	LED Consumption	Voltage	System Lumen	Beam Angle	LED Type	LED q'ty	CCT/CRI
1719.209	2.7 W	24V DC	210 (lm)	16°/ 22°/ 36°/ 29°x57°	High Power	1	30/80+

IP20

SHUTTLE–B

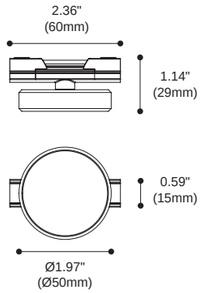

1768.100.3BTA

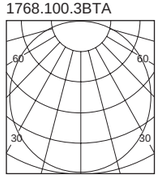

h(m)	D(m)	E(lx)
113°		
0.5	1.53	259
1.0	3.07	64
1.5	4.61	28
2.0	6.15	16
2.5	7.69	10

Colours Black Anodized Alum.

Product performance

Article Number	LED Consumption	Voltage	System Lumen	Beam Angle	LED Type	LED q'ty	CCT/CRI
1768.100	4 W	24V DC	200 (lm)	113°	SMD	48	30/80+

IP20

SHUTTLE–N

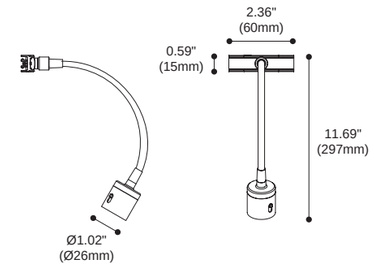



Zoom in 8°

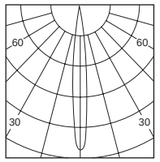

h(m)	D(m)	E(lx)
8°		
0.5	0.07	7254
1.0	0.14	1814
1.5	0.21	806
2.0	0.28	453
2.5	0.36	290

Zoom out 20°

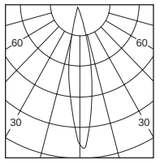

h(m)	D(m)	E(lx)
20°		
0.5	0.16	2351
1.0	0.33	587
1.5	0.50	261
2.0	0.67	146
2.5	0.83	94

Colours Black

Product performance

Article Number	LED Consumption	Voltage	System Lumen	Beam Angle	LED Type	LED q'ty	CCT/CRI
1617.502	2.7 W	24V DC	50~70 (lm)	8°-20°	High Power	1	30/80+

IP20

SHUTTLE

Shuttle tracks can be used as power source to power up other 24V DC fixtures

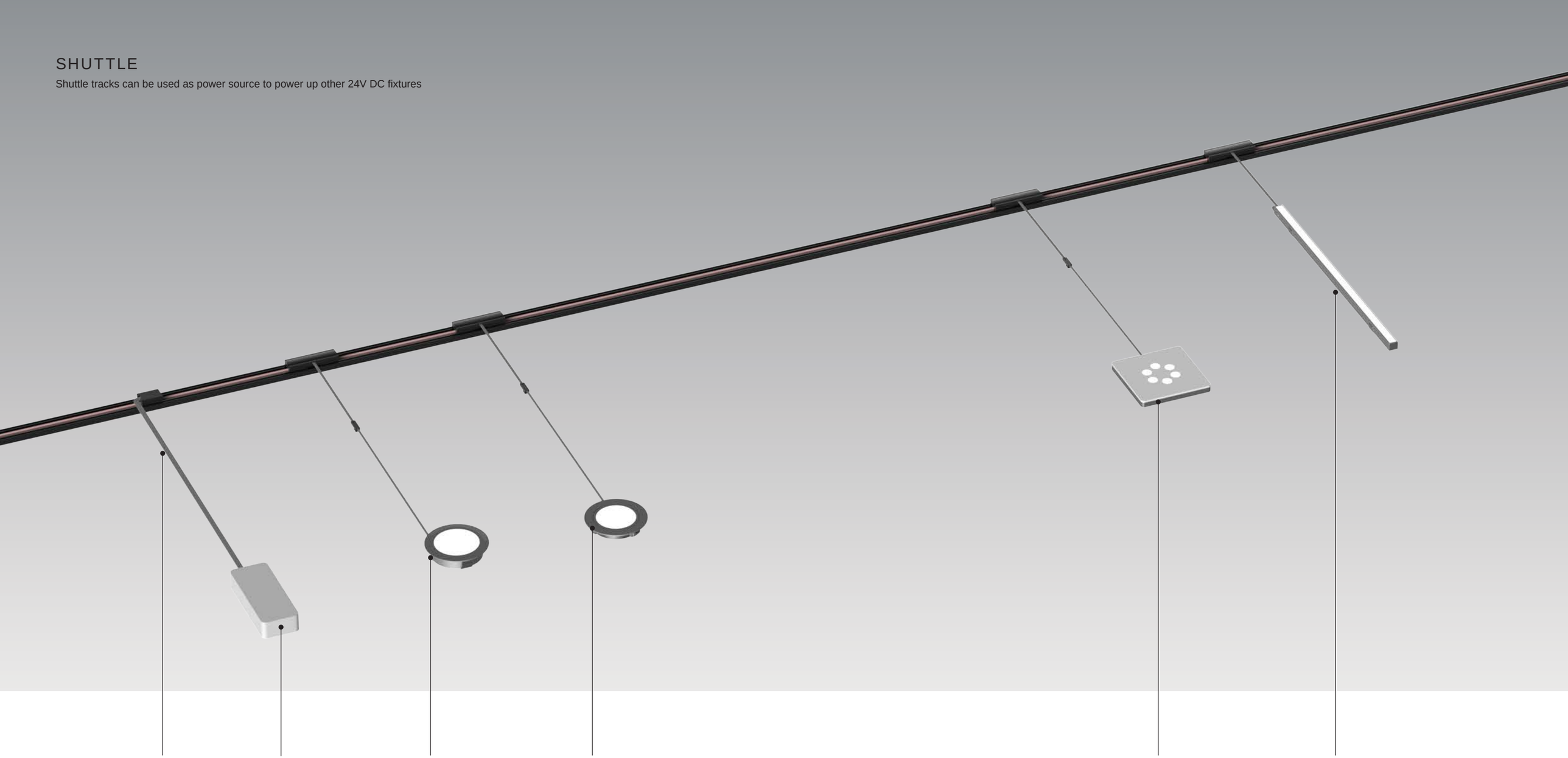

Power Cord
connects to 24V DC driver

Driver
24V DC

Egg 4W
ALU housing helps heat dissipation

Akis 1.7W
Plastic housing for economical solution

Tobey
Smooth plastic with black or white finish.

Nahho
Multiple length available, also come with different diffusers.

RISE

RISE LIGHTING CO.,LTD

HEAD OFFICE :
No.7-3 ,Wu Chuan 1st rd., Hsin Chuang Dist.,
New Taipei City, Taiwan, R.O.C
TEL : 886-2-2299-0607 / 886-2-2299-0355
FAX : 886-2-2299-0615
http://www.rise-lighting.com
E-mail : rise@rise-lignting.com.tw

GUANGDONG FACTORY :
NO. 591, Jinhe Road, Hongqi Town, Jinwan District
Zhuhai City, Guangdong, China
Post Code : 519090
TEL : 86-756-3986688
FAX : 86-756-3997799

BEIJING OFFICE :
Guangshun North Street NO.5 B235, Beijing, China
Post Code : 100102
TEL : 86-10-5842-5511
FAX : 86-10-5895-2699

nqa. ISO 9001 Registered

UKAS QUALITY MANAGEMENT 015

RISE 2021.05