



PUZZLE



Color available - A / B / C / D

- Black
- White




The tiltable modular design can be used for trim bezel and trimless kit installation. The simple array of the trimless kit combines the lighting arrangement to enhance its overall effects. Each lighting fixture can be easily adjusted to an equal distance, thus eliminating unnecessary installation fees.



COSMETICS

PERFUM

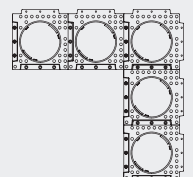
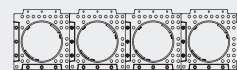
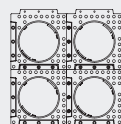
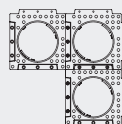
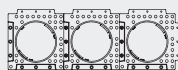
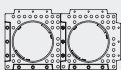



PUZZLE

The tiltable modular design can be used for trim bezel and trimless kit installation. The simple array of the trimless kit combines the lighting arrangement to enhance its overall effects. Each lighting fixture can be easily adjusted to an equal distance, thus eliminating unnecessary installation fees.



Each single kit can be connected into trimless configurations. The lights can be easily arranged into a rectangles made of two, three or four lights, or a square of four lights.



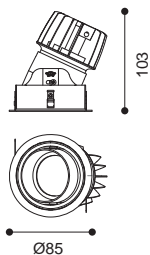


Article number	1618.141
LED Consumption	13W
Current	350 (mA)
Lumen	1329 (lm)
Beam Angle	15°/24°/38°/60°
Beam Angle	10°(Lens)
CCT	3000K
CRI	90+

LED MR16 & GU10 bulb can also be used. (IP20)



Dimmable



Accessories



SG7-1
striped glass

H7-1
honeycomb louver

DS7-1
diffusion sheet

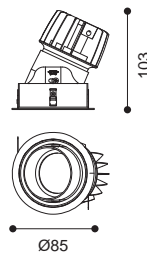


Article number	1618.144
LED Consumption	13W
Current	350 (mA)
Lumen	1329 (lm)
Beam Angle	15°/24°/38°/60°
Beam Angle	10°(Lens)
CCT	3000K
CRI	90+

LED MR16 & GU10 bulb can also be used. (IP20)



Dimmable



Accessories



SG7-1
striped glass

H7-1
honeycomb louver

DS7-1
diffusion sheet

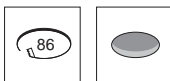
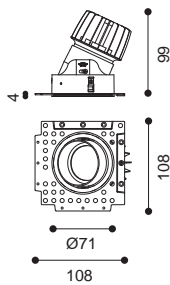


Article number	1618.210
LED Consumption	13W
Current	350 (mA)
Lumen	1329 (lm)
Beam Angle	15°/24°/38°/60°
Beam Angle	10°(Lens)
CCT	3000K
CRI	90+

LED MR16 & GU10 bulb can also be used. (IP20)



Dimmable




Accessories



SG7-1
striped glass

H7-1
honeycomb louver

DS7-1
diffusion sheet

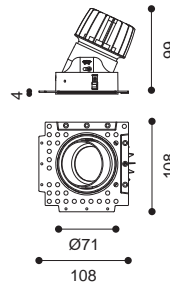


Article number	1618.221
LED Consumption	13W
Current	350 (mA)
Lumen	1329 (lm)
Beam Angle	15°/24°/38°/60°
Beam Angle	10°(Lens)
CCT	3000K
CRI	90+

LED MR16 & GU10 bulb can also be used. (IP20)



Dimmable



Accessories



SG7-1
striped glass

H7-1
honeycomb louver

DS7-1
diffusion sheet