

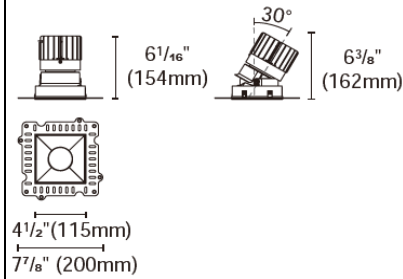


# EPIC-135-STLA



## Product specification

### INTERIOR RECESSED DOWNLIGHTS



Cut out :  
5 1/32 "X 5 1/32 "

## Technical Specification

Article number	2018.257A-ACOT-73-AM
LED Consumption	36W (NON-IC)
Fixture Consumption	45W
Current / Voltage	1050mA / 34Vdc
CRI	90+
CCT	3000K
LED Lumen *1	4344lm
Delivered Lumen	3242lm
Beam Angle available	20°/30°/45°/55°

## Driver Technical Specification (Remoted)

Driver Brand	EUCHIPS	Driver Model	PUP40A-1WMC-1200
Input voltage / Frequency range	100-240Vac / 50/60Hz	Output Current / Voltage	1050mA / 9-38Vdc
Dimming / Flicker	0/1-10V / Free	Certification	UL
Power Factor	>0.9	Warranty	-

## Technical character

Products Standard	UL1598	Luminaire	Aluminum die cast
Insulation	CLASS II	Trim	Aluminum die cast
Protection	Damp Location	Optics	PMMA Lens
Tilt / Rotate	0~30° / Non	Heat sink	Forged aluminum
Operating temperature	0~35°C	Fixture color available	white / black
Average Failure Time	L70(10k)55000(h)	Baffle	Aluminum die cast
		Baffle Color available	white / black

## Accessories



ACSG-1  
Striped glass



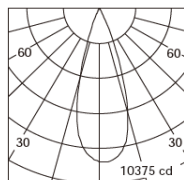
ACHO-2  
Honeycomb louver



ACDS-6  
Diffusion sheet



ACWG-1  
Woven glass



h (m)	D (m)	E (lx)
		30°
1.0	0.59	10355
2.0	1.18	2589
3.0	1.77	1151
4.0	2.36	647
5.0	2.95	414



ACOT-109  
Suction cup

## Photometric

## Remarks



\*1. LUMEN : for LED chip test result based on Tc=85°C. This is the ideal (Maximum) lumen. This lumen information is from the LED supplier.



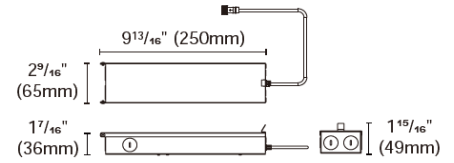
**ACCG-16B-PUP40A-1WMC-1200** 0/1-10V

**ACCG-16B-PUP40D-1WMC-1200** DALI

**ACCG-16B-PUP40T-1LMC-1200** TRIAC

for EPIC135-4.5"

Type: Gear box



\* For single fixture connection only, not available for parallel multiple connection

Internal space dimension:

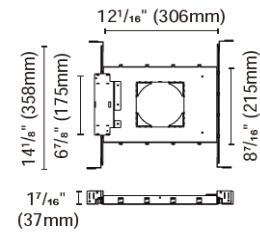
L 9 13/16" (250mm) X W 2 1/2" (64mm) X H 1 5/16" (34mm)



**ACCH-12H-125**

for EPIC135-4.5"

Type: New construction plate



**ACCI-5**

Type: Remodel stand

