


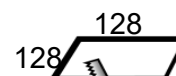
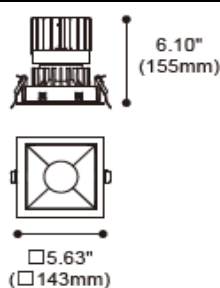


EPIC-135-STF



Product specification

INTERIOR RECESSED DOWNLIGHTS



Technical Specification

Article number		2018.466-ACOT-73-WCW	
LED Consumption		30W	
Fixture Consumption			
Current / Voltage		850mA / 35.5Vdc	
CRI		90+	
CCT		2700-6500K	
LED Lumen *1		-	
Delivered Lumen		2000lm (2700K)	
Beam Angle available		55°	
Driver Technical Specification (Remoted)			
Driver Brand	Lifud	Driver Model	LF-GSD040YG
Input voltage / Frequency range	220-240V / 50/60HZ	Output Current / Voltage	850mA / 20-42V
Dimming / Flicker	-	Certification	ENEC/CCC/RCM/CE/CB
Power Factor	-	Warranty	5 years

Technical character

Materials

Products Standard	IEC 60598-1	Luminaire	Aluminum die cast
	IEC 62031	Trim	Aluminum die cast
Insulation	CLASS II	Optics	PMMA Lens
Protection	IP44	Heat sink	Forged aluminum
Tilt / Rotate	Non / Non	Fixture color available	white / black
Operating temperature	0~35°C	Baffle	Aluminum die cast
Average Failure Time	L70(10k)55000(h)	Baffle Color available	white / black

Accessories

Photometric

ACSG-1
Striped glassACHO-2
Honeycomb louverACDS-6
Diffusion sheetACWG-1
Woven glassACOT-109
Suction cup

Remarks



*1. LUMEN : for LED chip test result based on Tc=85°C. This is the ideal (Maximum) lumen. This lumen information is from the LED supplier.