

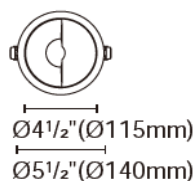
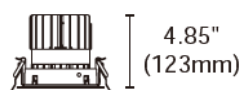


EPIC-135-RTW

Product specification



INTERIOR RECESSED DOWNLIGHTS



Cut out :
5 1/32" (128mm)

Technical Specification

Article number	2218.146-ACOT-73-AM
LED Consumption	36W (NON-IC)
Fixture Consumption	45W
Current / Voltage	1050mA / 34Vdc
CRI	90+
CCT	3000K
LED Lumen ^{*1}	4344lm
Delivered Lumen	1961lm
Beam Angle available	Wallwash (Lens)

Driver Technical Specification (Remoted)

Driver Brand	EUCHIPS	Driver Model	PUP40A-1WMC-1200
Input voltage / Frequency range	100-240Vac / 50/60Hz	Output Current / Voltage	1050mA / 9-38Vdc
Dimming / Flicker	0/1-10V / Free	Certification	UL
Power Factor	>0.9	Warranty	-

Technical character

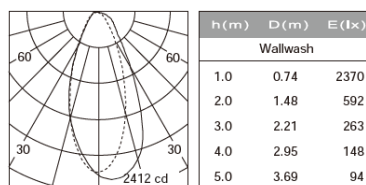
Products Standard	UL1598
Insulation	CLASS II
Protection	Wet Location
Tilt / Rotate	Non / 0~355°
Operating temperature	0~35°C
Average Failure Time	L70(10k)55000(h)

Materials

Luminaire	Aluminum die cast
Trim	Aluminum die cast
Optics	PMMA Lens
Heat sink	Forged aluminum
Fixture color available	white / black
Baffle	Aluminum die cast
Baffle Color available	white / black

Accessories

Photometric



Remarks



*1. LUMEN : for LED chip test result based on Tc=85°C. This is the ideal (Maximum) lumen. This lumen information is from the LED supplier.



ACCG-16B-PUP40A-1WMC-1200 0/1-10V

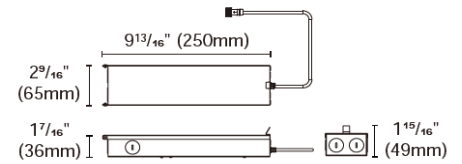
ACCG-16B-PUP40D-1WMC-1200 DALI

ACCG-16B-PUP40T-1LMC-1200 TRIAC

for EPIC135-4.5"

Type: Gear box

* For single fixture connection only, not available for parallel multiple connection



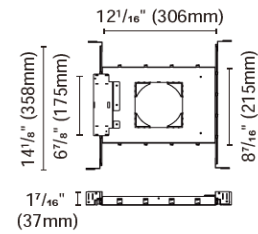
Internal space dimension:
L 9 13/16" (250mm) X W 2 1/2" (64mm) X H 1 5/16" (34mm)



ACCH-12H-125

for EPIC135-4.5"

Type: New construction plate



ACCI-5

Type: Remodel stand

