

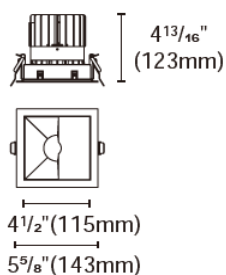


EPIC-135-STW



Product specification

INTERIOR RECESSED DOWNLIGHTS



Cut out :
5¹/₃₂" X 5¹/₃₂"

Technical Specification

Article number	2218.147-ACOT-73-AM
LED Consumption	36W (NON-IC)
Fixture Consumption	45W
Current / Voltage	1050mA / 34Vdc
CRI	90+
CCT	3000K
LED Lumen ^{*1}	4344lm
Delivered Lumen	2017lm
Beam Angle available	Wallwash (Lens)

Driver Technical Specification (Remoted)

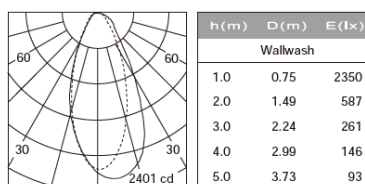
Driver Brand	EUCHIPS	Driver Model	PUP40A-1WMC-1200
Input voltage / Frequency range	100-240Vac / 50/60Hz	Output Current / Voltage	1050mA / 9-38Vdc
Dimming / Flicker	0/1-10V / Free	Certification	UL
Power Factor	>0.9	Warranty	-

Technical character

Products Standard	UL1598	Luminaire	Aluminum die cast
		Trim	Aluminum die cast
Insulation	CLASS II	Optics	PMMA Lens
Protection	Wet Location	Heat sink	Forged aluminum
Tilt / Rotate	Non / Non	Fixture color available	white / black
Operating temperature	0~35°C	Baffle	Aluminum die cast
Average Failure Time	L70(10k)55000(h)	Baffle Color available	white / black

Accessories

Photometric



Remarks

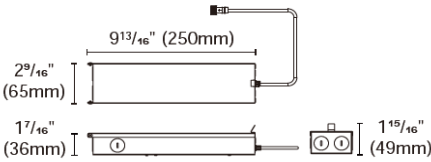


*1. LUMEN : for LED chip test result based on Tc=85°C. This is the ideal (Maximum) lumen. This lumen information is from the LED supplier.



ACCG-16B-PUP40A-1WMC-1200 0/1-10V
ACCG-16B-PUP40D-1WMC-1200 DALI
ACCG-16B-PUP40T-1LMC-1200 TRIAC
for EPIC135-4.5"
Type: Gear box

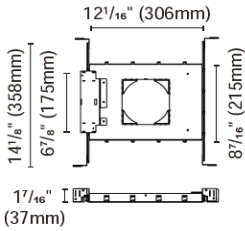
* For single fixture connection only, not available for parallel multiple connection



Internal space dimension:
L 9 13/16" (250mm) X W 2 1/2" (64mm) X H 1 5/16" (34mm)



ACCH-12H-125
for EPIC135-4.5"
Type: New construction plate



ACCI-5
Type: Remodel stand

