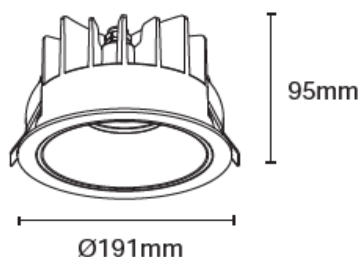




SKY-190-RTF

Product specification

INTERIOR RECESSED DOWNLIGHTS



175

Technical Specification

Article number	2418.141
LED Consumption	36W
Fixture Consumption	39W
Current / Voltage	1050mA / 36Vdc
CRI	90+
CCT	3000K
LED Lumen ^{*1}	5633lm
Delivered Lumen	4152lm
Beam Angle available	29°/42°/56°

Driver Technical Specification (Remoted)

Driver Brand	-	Driver Model	-
Input voltage / Frequency range	-	Output Current / Voltage	-
Dimming / Flicker	-	Certification	-
Power Factor	-	Warranty	-

Technical character

Materials

Products Standard	IEC 60598-1	Luminaire	extruded aluminum
	IEC 62031	Trim	-
Insulation	CLASS II	Optics	PC Lens
Protection	IP65	Heat sink	extruded aluminum
Tilt / Rotate	None	Fixture color available	white / black
Operating temperature	0~35°C	Baffle	PC
Average Failure Time	L70(10k)>55000(h)	Baffle Color available	white / black / Chrome

Accessories

Remarks



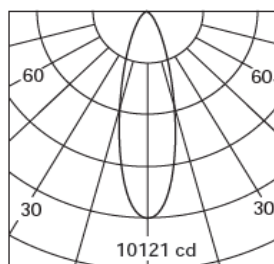

*1. LUMEN : for LED chip test result based on Tc=85°C. This is the ideal (Maximum) lumen. This lumen information is from the LED supplier.

Photometric

29°

Fixed UGR<14

2418.141

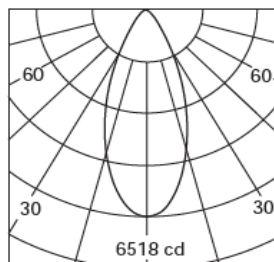



H(m)	D(m)	E(lx)
29°		
1.0	0.52	6730
2.0	1.03	1683
3.0	1.55	747
4.0	2.06	420
5.0	2.58	269


42°

Fixed UGR<14

2418.141

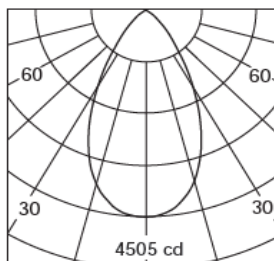



H(m)	D(m)	E(lx)
42°		
1.0	0.78	4098
2.0	1.55	1024
3.0	2.33	455
4.0	3.10	256
5.0	3.88	163


56°

Fixed UGR<16

2418.141



H(m)	D(m)	E(lx)
56°		
1.0	1.06	2804
2.0	2.12	701
3.0	3.18	311
4.0	4.24	175
5.0	5.30	112