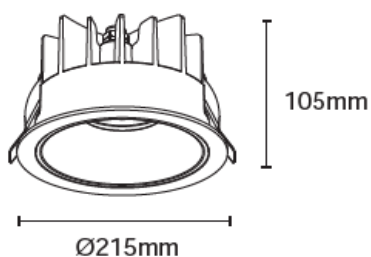




SKY-215-RTF

Product specification

INTERIOR RECESSED DOWNLIGHTS



200

Technical Specification

Article number	2418.142
LED Consumption	50W
Fixture Consumption	54W
Current / Voltage	1400mA / 36Vdc
CRI	90+
CCT	3000K
LED Lumen ^{*1}	7473lm
Delivered Lumen	5232lm
Beam Angle available	30°/48°/57°

Driver Technical Specification (Remoted)

Driver Brand	-	Driver Model	-
Input voltage / Frequency range	-	Output Current / Voltage	-
Dimming / Flicker	-	Certification	-
Power Factor	-	Warranty	-

Technical character

Materials

Products Standard	IEC 60598-1	Luminaire	extruded aluminum
	IEC 62031	Trim	-
Insulation	CLASS II	Optics	PC Lens
Protection	IP65	Heat sink	extruded aluminum
Tilt / Rotate	None	Fixture color available	white / black
Operating temperature	0~35°C	Baffle	PC
Average Failure Time	L70(10k)>55000(h)	Baffle Color available	white / black / Chrome

Accessories

Remarks



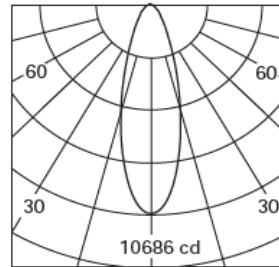

*1. LUMEN : for LED chip test result based on Tc=85°C. This is the ideal (Maximum) lumen. This lumen information is from the LED supplier.

Photometric

30°

Fixed UGR<14

2418.142

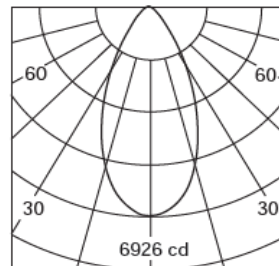



H(m)	D(m)	E(lx)
30°		
1.0	0.55	6988
2.0	1.09	1747
3.0	1.64	776
4.0	2.19	436
5.0	2.74	279


48°

Fixed UGR<15

2418.142

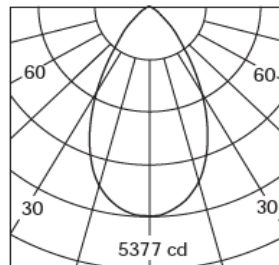


H(m)	D(m)	E(lx)
48°		
1.0	0.90	4285
2.0	1.80	1071
3.0	2.70	476
4.0	3.60	267
5.0	4.50	171


57°

Fixed UGR<16

2418.142



H(m)	D(m)	E(lx)
57°		
1.0	1.10	3287
2.0	2.20	821
3.0	3.30	365
4.0	4.40	205
5.0	5.50	131