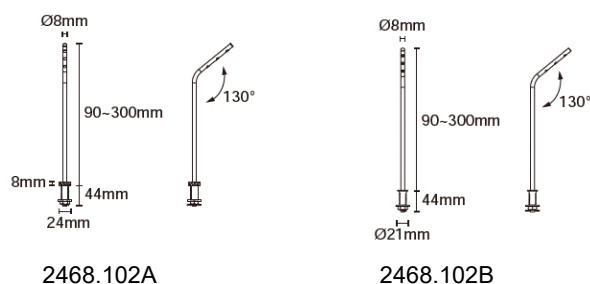


DIVA-B

Product specification

INTERIOR CABINET LIGHTS



2468.102A

2468.102B

14

Technical Specification

Article number	2468.102A / 2468.102B		
LED Consumption	3W		
Fixture Consumption	-		
Current / Voltage	350mA / -Vdc		
CRI	90+		
CCT	3000K		
LED Lumen *1	270lm		
Delivered Lumen	228lm		
Beam Angle available	30° (Lens)		
Driver Technical Specification (Remoted)			
Driver Brand	-	Driver Model	-
Input voltage / Frequency range	-	Output Current / Voltage	-
Dimming / Flicker	-	Certification	-
Power Factor	-	Warranty	-

Technical character		Materials	
Products Standard	IEC 60598-1	Luminaire	extruded aluminum
	IEC 62031	Fixture color available	haze / chrome / black
Insulation	CLASS III		
Protection	-		
Tilt / Rotate	-		
Operating temperature	0~35°C		
Average Failure Time			

Accessories

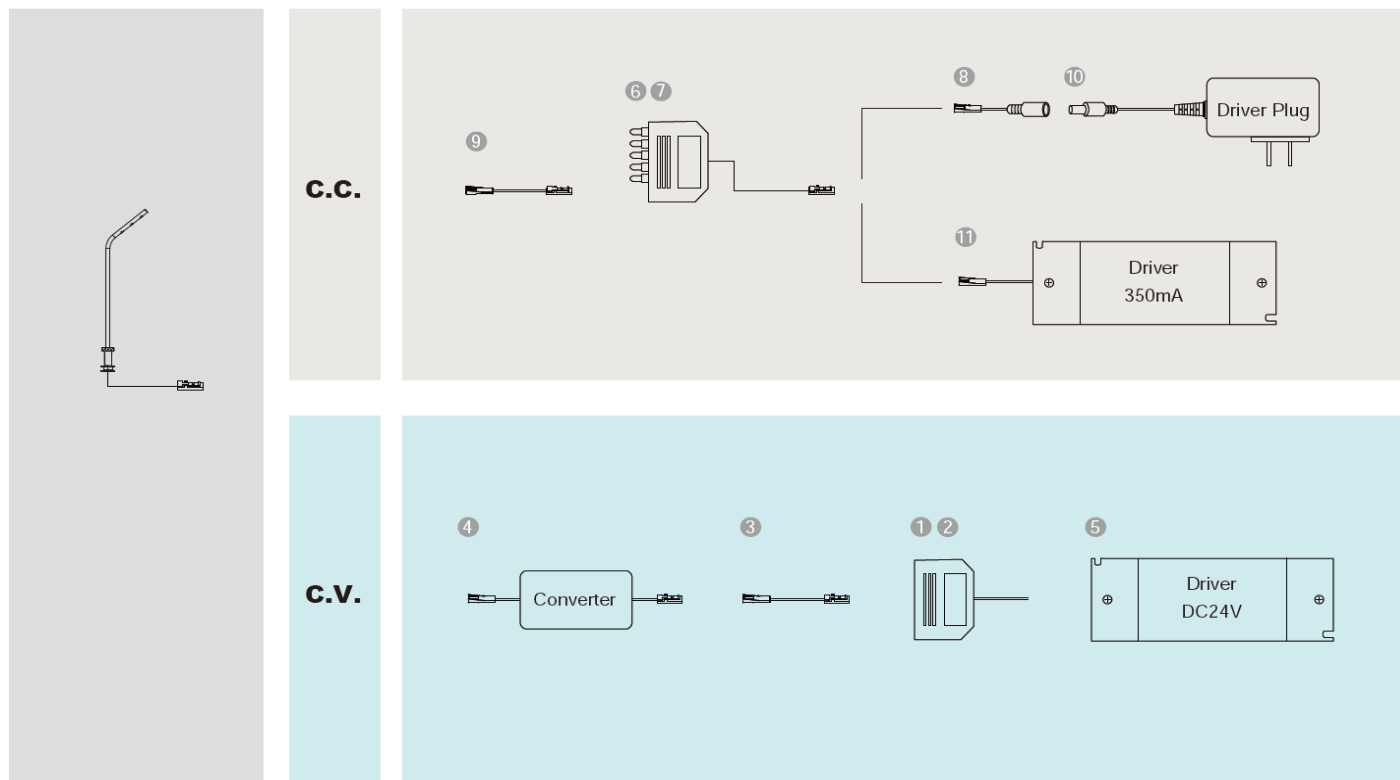
Photometric

Remarks



*1. LUMEN : for LED chip test result based on Tc=85°C. This is the ideal (Maximum) lumen. This lumen information is from the LED supplier.

WIRING DIAGRAM



C.C Accessory (Constant Current)



6 way series connection cord
3 way series connection cord
Length : 6"(15.24cm)



Driver connection cord
Length : 3.94"(10cm)



Connection cord
Length : 36"(91.44cm)



I/P: 100-240V,
O/P: 350mA/3-36VDC/max.8w
CE/UL/CUL
3W x 1-2 pcs



I/P: 100-277V,
O/P: 350mA/5-40VDC/max.20w
CE/ENEC/CCC/CUL
3W x 1-4 pcs

C.V Accessory (Constant Voltage)




6 way parallel connection cord
3 way parallel connection cord
Length : 6"(15.24cm)



Connection cord
Length : 36"(91.44cm)



I/P: 24V,
O/P: 350mA/max.3-9V



I/P: 220-240V,
O/P: 24VDC/max.15w
CE/TUV/UKCA



I/P: 120V,
O/P: 24VDC/max.12w
CE/CUL/FCC