

LENO (EU)



With a traditional look in round shape, the practicality value of LENO series also lies in its recessed type which is most common installation method. Black or white baffle with white body is durable and can be harmoniously integrated with the overall interior design. With its high-quality optical design that able to provide precise directional light as a downlight or wallwash. CCT 3000K and good color rendering ($CRI \geq 90$) are featured to create a bright and soft atmosphere for the space, LENO series is ideal for both commercial and residential spaces.



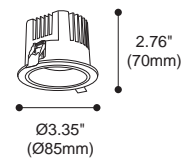
LENO-85-RTF



Article number	2018.403
LED Consumption	9W
Current	250 (mA)
Lumen	1055 (lm)
Beam Angle	15°/24°/38°
CCT	3000K
CRI	90+

Body : ☐ White

Baffle : ☒ Black ☐ White



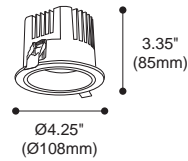
LENO-108-RTF



Article number	2018.404
LED Consumption	18W
Current	500 (mA)
Lumen	2108 (lm)
Beam Angle	15°/24°/38°
CCT	3000K
CRI	90+

Body : ☐ White

Baffle : ☒ Black ☐ White



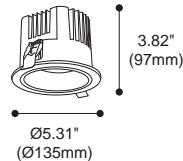
LENO-135-RTF



Article number	2018.405
LED Consumption	25W
Current	700 (mA)
Lumen	2947 (lm)
Beam Angle	15°/24°/38°
CCT	3000K
CRI	90+

Body : ☐ White

Baffle : ☒ Black ☐ White



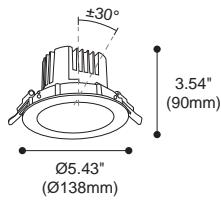
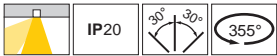
LENO-138-RTA



Article number	2018.406
LED Consumption	18W
Current	500 (mA)
Lumen	2108 (lm)
Beam Angle	15°/24°/38°
CCT	3000K
CRI	90+

Body : ☐ White

Baffle : ☐ Black ☐ White



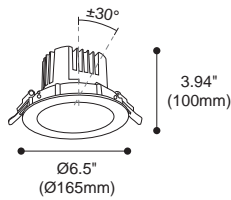
LENO-165-RTA



Article number	2018.407
LED Consumption	25W
Current	700 (mA)
Lumen	2947 (lm)
Beam Angle	15°/24°/38°
CCT	3000K
CRI	90+

Body : ☐ White

Baffle : ☐ Black ☐ White

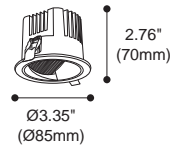


LENO-85-RTW



Article number	2018.400
LED Consumption	9W
Current	250 (mA)
Lumen	1055 (lm)
Beam Angle	Wallwash
CCT	3000K
CRI	90+

- Body :  White
- Baffle :  Silver

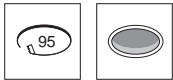
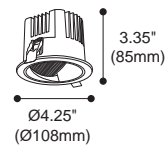


LENO-108-RTW



Article number	2018.401
LED Consumption	18W
Current	500 (mA)
Lumen	2108 (lm)
Beam Angle	Wallwash
CCT	3000K
CRI	90+

- Body :  White
- Baffle :  Silver



LENO-135-RTW



Article number	2018.402
LED Consumption	25W
Current	700 (mA)
Lumen	2947 (lm)
Beam Angle	Wallwash
CCT	3000K
CRI	90+

- Body :  White
- Baffle :  Silver

